

# DECLARAÇÃO DE POTÊNCIA

número: GAH/LE-006

de acordo com o Regulamento (UE) 305/2011 - N.º GAH 6123

**GAH ALBERTS**

- ETA 08/0165  
Cantoneira GAH
- N.º de tipo: 8573, 8590, 8591, 8592, 8593, 8594, 8595, 8596, 8597, 8612, 8613, 8614, 8615, 8617, 8620, 8621, 8623, 8624, 8625, 8625 FH, 8626, 8626 FH, 8627, 8632 FH, 8633 FH, 8634, 8635, 8636, 8637, 8638, 8640, 8641, 8644, 8645, 8622, 8628, 8629, 8632, 8633, 8654, 8655, 8791, 8792, 8793, 8794, 8795, 8799.  
As cantoneiras estão identificadas com o símbolo do fabricante, a marcação CE e o número do Instituto de Tecnologia de Karlsruhe. Todas as outras indicações, tais como a data de fabrico, estão indicadas na etiqueta da embalagem.
- As cantoneiras destinam-se à união de componentes de suporte em madeira, como uma união entre um suporte de madeira e uma terça.
- Gust. Alberts GmbH & Co. KG  
Blumenthal 2  
58849 Herscheid
- Suprimido
- Sistema da consistência de potência: 2+
- Suprimido
- O Instituto de Tecnologia de Karlsruhe (KIT), n.º NB 0769, realizou a inspeção inicial da fábrica e do controlo de produção da própria fábrica, assim como a monitorização, a apreciação e a avaliação contínuas do controlo de produção da própria fábrica, de acordo com o sistema 2+, e emitiu o seguinte: certificado de conformidade relativo ao controlo de produção da própria fábrica, n.º 0769-CPR-6123.

## 9. Potência declarada

Características essenciais	Potência	Especificação técnica harmonizada
Capacidade de carga característica	Ver o anexo B da ETA 08/0165	
Rigidez	Nenhum serviço estipulado	
Ductilidade	Nenhum serviço estipulado	
Segurança em caso de incêndio	As cantoneiras foram concebidas em aço e classificadas como Euroclasse A1 de acordo com EN 1350-1	EN 1350-1
Comportamento em caso de incêndio		
Higiene, saúde e proteção do ambiente	Não contém materiais perigosos	
Durabilidade e usabilidade	As cantoneiras foram avaliadas com durabilidade e usabilidade satisfatórias, quando utilizadas em construções de madeira com tipos de madeira descritos no Eurocódigo 5, e estão sujeitas às condições das classes de serviço 1 e 2, aços inoxidáveis anticorrosivos da classe de serviço 3.	
Uso sustentável de recursos naturais	Nenhum serviço estipulado	
Identificação	Ver o anexo A da ETA 08/0165	

ETA 08/0165  
ETAG 015 placas de reparação tridimensionais

- O desempenho do produto de acordo com os números 1 e 2 corresponde ao desempenho declarado segundo o número 9. O fabricante é o único responsável pela elaboração desta declaração de desempenho em consonância com o Regulamento (UE) n.º 305/2011, de acordo com o número 4. Assinado para o fabricante e em nome do fabricante por:

**Peter Feldmann**

Nome

**Herscheid 22 maio 2019**

Local/data da emissão

**Diretor Gestão de qualidade**

Função

I.A.

Assinatura



ETA-Danmark A/S  
Göteborg Plads 1  
DK-2150 Nodhavn  
Tel. +45 72 24 59 00  
Fax +45 72 24 59 04  
Internet [www.etadanmark.dk](http://www.etadanmark.dk)

Authorized and notified according  
to Article 29 of the Regulation (EU)  
No 305/2011 of the European  
Parliament and of the Council of 9  
March 2011

MEMBER OF EOTA



## European Technical Assessment ETA-08/0165 of 19/05/2017

### General Part

#### Technical Assessment Body issuing the ETA and designated according to Article 29 of the Regulation (EU) No 305/2011: ETA-Danmark A/S

Trade name of the  
construction product:

GAH Angle Brackets

Product family to which the  
above construction product  
belongs:

Three-dimensional nailing plate (angle bracket for wood  
to wood connections)

Manufacturer:

Gust. Alberts GmbH & Co KG  
Gewerbegebiet Grünenthal  
D-55845 Herscheid  
Tel. +49 2357 907 0  
Fax +49 2357 907 189  
Internet [www.gah.de](http://www.gah.de)

Manufacturing plant:

Gust. Alberts GmbH & Co KG  
Gewerbegebiet Grünenthal  
D-55845 Herscheid

This European Technical  
Assessment contains:

86 pages including 2 annexes which form an integral  
part of the document

This European Technical  
Assessment is issued in  
accordance with Regulation  
(EU) No 305/2011, on the  
basis of:

Guideline for European Technical Approval (ETAG) No.  
015 Three Dimensional Nailing Plates, April 2013, used  
as European Assessment Document (EAD).

This version replaces:

The ETA with the same number issued on 2014-10-15

Translations of this European Technical Assessment in other languages shall fully correspond to the original issued document and should be identified as such.

Communication of this European Technical Assessment, including transmission by electronic means, shall be in full (excepted the confidential Annex(es) referred to above). However, partial reproduction may be made, with the written consent of the issuing Technical Assessment Body. Any partial reproduction has to be identified as such.

## II SPECIFIC PART OF THE EUROPEAN TECHNICAL ASSESSMENT

### 1 Technical description of product and intended use

#### Technical description of the product

GAH angle brackets with and without rib and GAH hold-downs are one-piece non-welded, face-fixed nailing plates to be used in timber to timber or in timber to concrete or to steel connections. They are connected to construction members made of timber or wood-based products with profiled (ringed shank) nails according to EN 14592 and to concrete or steel members with bolts or metal anchors.

The angle brackets and hold-downs are made from pre-galvanized steel DX51D + Z 275 according to EN 10346 or stainless steel (1.4016, 1.4301, 1.4401, 1.4541, 1.4571) according to EN 10088-2 with minimum characteristic yield strength of  $R_e = 250 \text{ N/mm}^2$ , minimum characteristic tensile strength of  $R_m = 330 \text{ N/mm}^2$  and are available with or without an embossed rib. Dimensions, hole positions and typical installations are shown in Annex A. GAH angle brackets and hold-downs are made with tolerances according to DIN 6930-2 from steel with tolerances according to EN 10143.

### 2 Specification of the intended use in accordance with the applicable EAD

The angle brackets and hold-downs are intended for use in making connections in load bearing timber structures, where requirements for mechanical resistance and stability and safety in use in the sense of the Basic Works Requirements 1 and 4 of Regulation (EU) 305/2011 shall be fulfilled.

The angle brackets and hold-downs may also be used for connections between a timber member and a member of concrete or steel.

The connection may be with a single angle bracket or with an angle bracket on each side of the fastened timber member.

The static and kinematic behaviour of the timber members or the supports shall be as described in Annex A and B.

The wood members may be of solid timber, glued laminated timber and similar glued members, or wood-based structural members with a characteristic density

from  $290 \text{ kg/m}^3$  to  $420 \text{ kg/m}^3$ . This requirement to the material of the wood members can be fulfilled by using the following materials:

- Structural solid timber according to EN 14081,
- Glulam according to EN 14080,
- LVL according to EN 14374,
- Parallam PSL,
- Intrallam LSL,
- Glued solid timber according to EN 14080,
- Cross laminated timber,
- Plywood according to EN 636

Annex B states the load-carrying capacities of the connections for a characteristic density of  $350 \text{ kg/m}^3$ . For timber or wood based material with a lower characteristic density than  $350 \text{ kg/m}^3$  the load-carrying capacities shall be reduced by the factor  $k_{\text{dens}}$ :

$$k_{\text{dens}} = \left( \frac{\rho_k}{350} \right)^2$$

Where  $\rho_k$  is the characteristic density of the timber in  $\text{kg/m}^3$ .

The design of the connections shall be in accordance with Eurocode 5 or a similar national Timber Code. The wood members shall have a thickness which is larger than the penetration depth of the nails into the members.

The angle brackets and hold-downs are primarily for use in timber structures subject to the dry, internal conditions defined by service class 1 and 2 of Eurocode 5 and for connections subject to static or quasi-static loading.

The angle brackets and hold-downs can also be used in outdoor timber structures, service class 3, when a corrosion protection in accordance with Eurocode 5 is applied, or when stainless steel with similar or better characteristic yield and ultimate strength is employed.

To avoid contact corrosion, stainless steel angle brackets and hold-downs shall be used with nails made from stainless steel.

The scope of the brackets regarding resistance to corrosion shall be defined according to national provisions that apply at the installation site considering environmental conditions.

The provisions made in this European Technical Assessment are based on an assumed working life of the angle brackets of 50 years.

The indications given on the working life cannot be interpreted as a guarantee given by the producer or

Assessment Body, but are to be regarded only as a means for choosing the right products in relation to the expected economically reasonable working life of the works.

### 3 Performance of the product and references to the methods used for its assessment

Characteristic	Assessment of characteristic
<b>3.1 Mechanical resistance and stability*)</b>	
Characteristic load-carrying capacity	See Annex B
Stiffness	No performance determined
Ductility in cyclic testing	No performance determined
<b>3.2 Safety in case of fire</b>	
Reaction to fire	The brackets are made from steel classified as <b>Euroclass A1</b> in accordance with EN 13501-1 and Commission Delegated Regulation 2016/364
<b>3.3 Hygiene, health and the environment</b>	
Influence on air quality	No dangerous materials
<b>3.7 Sustainable use of natural resources (BR7)</b>	No Performance Determined
<b>3.8 General aspects related to the performance of the product</b>	The brackets have been assessed as having satisfactory durability and serviceability when used in timber structures using the timber species described in Eurocode 5 and subject to the conditions defined by service class 1, 2 and 3
Identification	See Annex A

\*) See additional information in section 3.8 – 3.9.

In addition to the specific clauses relating to dangerous substances contained in this European Technical Assessment, there may be other requirements applicable to the products falling within its scope (e.g. transposed European legislation and national laws, regulations and administrative provisions). In order to meet the provisions of the Construction Products Regulation, these requirements need also to be complied with, when and where they apply.

### 3.9 Methods of verification

#### Safety principles and partial factors

The characteristic load-carrying capacities are based on the characteristic values of the nail connections and the steel plates. To obtain design values the capacities have to be multiplied with different partial factors for the material properties, in addition the nail connection with the coefficient  $k_{\text{mod}}$ .

According to EN 1990 (Eurocode – Basis of design) paragraph 6.3.5 the design value of load-carrying capacity can be determined by reducing the characteristic values of the load-carrying capacity with different partial factors.

Thus, the characteristic values of the load-carrying capacity are determined also for timber failure  $F_{\text{Rk,H}}$  (obtaining the embedment strength of nails subjected to shear or the withdrawal capacity of the most loaded nail, respectively) as well as for steel plate failure  $F_{\text{Rk,S}}$ . The design value of the load-carrying capacity is the smaller value of both load-carrying capacities.

$$F_{\text{Rd}} = \min \left\{ \frac{k_{\text{mod}} \cdot F_{\text{Rk,H}}}{\gamma_{\text{M,H}}}, \frac{F_{\text{Rk,S}}}{\gamma_{\text{M,S}}} \right\}$$

Therefore, for timber failure the load duration class and the service class are included. The different partial factors  $\gamma_{\text{M}}$  for steel or timber, respectively, are also correctly taken into account.

#### 3.10 Mechanical resistance and stability

See annex B for the characteristic load-carrying capacity in the different directions  $F_1$  to  $F_5$ .

The characteristic capacities of the angle brackets / hold-downs are determined by calculation assisted by testing as described in the EOTA Guideline 015 clause 2.4.1.1.2. They should be used for designs in accordance with Eurocode 5 or a similar national Timber Code.

*Threaded nails (ringed shank nails) in accordance with EN 14592*

In the formulas in Annex B the capacities for threaded nails calculated from the formulas of Eurocode 5 are used assuming a thick steel plate when calculating the lateral nail load-carrying-capacity.

The load bearing capacities of the brackets has been determined based on the use of connector nails 4,0 x 40 mm in accordance with the German national approval for the nails.

The design models allow the use of fasteners described in the table on page 9 in Annex A

No performance has been determined in relation to ductility of a joint under cyclic testing. The contribution to the performance of structures in seismic zones, therefore, has not been assessed.

No performance has been determined in relation to the joint's stiffness properties - to be used for the analysis of the serviceability limit state.

### 3.11 Aspects related to the performance of the product

#### 3.11.1 Corrosion protection in service class 1 and 2.

In accordance with ETAG 015 the angle brackets are made from pre-galvanized steel DX 51 D / Z 275 according to EN 10327:2004 with minimum yield strength  $R_e$  of 250 MPa, a minimum tensile strength  $R_m$  of 330 MPa and a minimum ultimate strain  $A_{80}$  of 22 %

#### 3.11.2 Corrosion protection in service class 3.

In accordance with Eurocode 5 the angle brackets are made from stainless steel 1.4016, 1.4301, 1.4401, 1.4541 or 1.4571 according to EN 10088-2:2005 and the nails shall be produced from stainless steel.

### 3.12 General aspects related to the fitness for use of the product

The angle brackets and hold downs are manufactured in accordance with the provisions of this European Technical Assessment using the manufacturing processes as identified in the inspection of the plant by the notified inspection body and laid down in the technical documentation

The nailing pattern used shall be either the maximum or the minimum pattern as defined in Annex B.

The following provisions concerning installation apply:

The structural members – the components 1 and 2 shown in the figure on page 21 - to which the brackets are fixed shall be:

- Restrained against rotation. At a load  $F_4/F_5$ , the component 2 is allowed to be restrained against rotation by the Angle brackets.
- Strength class C14 or better,
- Free from wane under the bracket.
- The gap between the timber members does not exceed 3 mm.
- There are no specific requirements relating to preparation of the timber members.

## **4 Assessment and verification of constancy of performance (AVCP)**

### **4.1 AVCP system**

According to the decision 97/638/EC of the European Commission<sup>1</sup>, as amended, the system(s) of assessment and verification of constancy of performance (see Annex V to Regulation (EU) No 305/2011) is 2+.

## **5 Technical details necessary for the implementation of the AVCP system, as foreseen in the applicable EAD**

Technical details necessary for the implementation of the AVCP system are laid down in the control plan deposited at ETA-Danmark prior to CE marking.

Issued in Copenhagen on 2017-05-19 by



Thomas Bruun  
Managing Director, ETA-Danmark



**Annex A**  
**Product details definitions**

Table A.1 Materials and Dimensions

<b>Bracket type</b>	<b>Height (mm) vertical</b>	<b>Height (mm) horizontal</b>	<b>Width (mm)</b>	<b>Thickness (mm)</b>	<b>Steel and coating specification</b>
<b>8573 0095 1</b>	95	85	65	4,0	DX 51 D / Z 275 or stainless steel (1.4016, 1.4301, 1.4401, 1.4541, 1.4571)
<b>8573 0135 1</b>	135	85	65	4,0	
<b>8573 0285 1</b>	285	85	65	4,0	
<b>8573 1395 1</b>	95	85	65	4,0	
<b>8573 13135 1</b>	135	85	65	4,0	
<b>8573 13285 1</b>	285	85	65	4,0	
<b>8590 1020 1</b>	100	200	100	2,5	
<b>8591 1060 1</b>	60	100	60	2,5	
<b>8592 6060 1</b>	60	60	100	2,5	
<b>8593 6060 1</b>	60	60	40	2,0	
<b>8594 6060 1</b>	60	60	60	2,0	
<b>8595 8080 1</b>	80	80	100	2,5	
<b>8596 4060 1</b>	40	40	60	2,0	
<b>8597 8080 1</b>	80	80	80	2,0	
<b>8612</b>	60	40	60	2,5	
<b>8613</b>	80	60	60	2,5	
<b>8614</b>	80	80	40	2,0	
<b>8615</b>	100	100	40	2,0	
<b>8616</b>	100	100	60	2,5	
<b>8617</b>	100	60	60	2,5	
<b>8620</b>	54	54	40	2,0	
<b>8621</b>	49	49	35,5	2,5	
<b>8622</b>	69	69	55	2,5	
<b>8622 7070 1FH</b>	68,5	68,5	55	2,0	
<b>8623</b>	92	92	40	3,0	
<b>8624</b>	69	69	55	2,5	
<b>8624 0070 1PLZ</b>	69	69	55	2,0	
<b>8625</b>	89	89	65	2,5	
<b>8625 FH</b>	90	90	65	2,5	
<b>8625 90PL 1Z</b>	90	90	65	2,0	
<b>8626</b>	98	98	90	3,0	
<b>8626 FH</b>	105	105	90	3,0	
<b>8626 10PL 1</b>	105	105	90	2,5	
<b>8627</b>	60	60	45	2,5	
<b>8628</b>	180	150	65	2,5	
<b>8629</b>	77	50	64	2,0	

<b>Bracket type</b>	<b>Height (mm) vertical</b>	<b>Height (mm) horizontal</b>	<b>Width (mm)</b>	<b>Thickness (mm)</b>	<b>Steel and coating specification</b>
<b>8632</b>	89	89	65	2,5	DX 51 D / Z 275 or stainless steel (1.4016, 1.4301, 1.4401, 1.4541, 1.4571)
<b>8632 FH</b>	90	90	65	2,5	
<b>8632 90FH 1Z2.0</b>	90	90	65	2,0	
<b>8633</b>	98	98	90	2,5	
<b>8633 FH</b>	105	105	90	3,0	
<b>8633 10FH 1Z2.0</b>	105	105	90	2,0	
<b>8633 10FH 1Z2.5</b>	105	105	90	2,5	
<b>8634</b>	41	41	60	2,5	
<b>8635</b>	60	60	40	2,5	
<b>8636</b>	59	59	50	2,0	
<b>8637</b>	61	61	60	2,5	
<b>8638</b>	60	60	80	2,5	
<b>8640</b>	80	80	60	2,5	
<b>8641</b>	79,5	79,5	80	2,5	
<b>8644</b>	100	100	80	2,5	
<b>8645</b>	100	100	100	2,5	
<b>8654</b>	90,5	51	80	2,5	
<b>8655</b>	90,5	50,5	50	2,5	

Hold-down	Height (mm) vertical	Height (mm) horizontal	Width (mm)	Thickness (mm)	Steel and coating specification
8791	205	40	40	2,0	DX 51 D / Z 275 or stainless steel (1.4016, 1.4301, 1.4401, 1.4541, 1.4571)
8791 1002 1	100	42	40	2,0	
8792	285	40	40	2,0	
8793	400	40	40	2,0	
8794	500	40	40	2,0	
8795 0090 1FH	90	34	40	2,5	
8795 1603 1	150	53	40	3,0	
8795 1603 1FH	157	50	40	3,0	
8795 2002 1D	200	52	40	2,0	
8795 2002 1E	200	52	40	2,0	
8795 3002 1D	300	52	40	2,0	
8795 3002 1E	300	52	40	2,0	
8795 4002 1D	400	52	40	2,0	
8795 4002 1E	400	52	40	2,0	
8795 5002 1D	500	52	40	2,0	
8795 5002 1E	500	52	40	2,0	
8795 6002 1D	600	52	40	2,0	
8795 6002 1E	600	52	40	2,0	
8799 1603 1D	160	54	40	4,0	
8799 2004 1D	200	54	40	4,0	
8799 2004 1E	200	54	40	4,0	
8799 3004 1D	300	54	40	4,0	
8799 3004 1E	300	54	40	4,0	
8799 4004 1D	400	54	40	4,0	
8799 4004 1E	400	54	40	4,0	
8799 5004 1D	500	54	40	4,0	
8799 5004 1E	500	54	40	4,0	
8799 6004 1D	600	54	40	4,0	
8799 6004 1E	600	54	40	4,0	

Table A.2 Fastener specification

Fastener	Size (mm)			Finish
	Diameter	Length	Profiled length	
Threaded nail according to EN 14592	4,0	40	31	Electroplated zinc or stainless steel
<p>In the load-carrying-capacities of the nailed connection in Annex B the capacities calculated from the formulas of Eurocode 5 are used assuming a thick steel plate when calculating the lateral fastener load-carrying-capacity. The load-carrying-capacities of the angle brackets have been determined based on the use of connector nails <math>\varnothing</math> 4.0 mm in accordance with the German national approval for the nails. The characteristic withdrawal capacity of the nails has to be determined by calculation in accordance with EN 1995-1-1:2010, paragraph 8.3.2 (head pull-through is not relevant):</p> $F_{ax,Rk} = f_{ax,k} \cdot d \cdot t_{pen}$ <p>where:</p> <p><math>f_{ax,k}</math> Characteristic value of the withdrawal parameter in N/mm<sup>2</sup></p> <p><math>d</math> Nail diameter in mm</p> <p><math>t_{pen}</math> Penetration depth of the profiled shank including the nail point in mm, <math>t_{pen} \geq 31</math> mm</p> <p>Based on tests by Versuchsanstalt für Stahl, Holz und Steine, Karlsruhe Institute of Technology, the characteristic value of the withdrawal resistance for the threaded nails used can be calculated as:</p> $f_{ax,k} = 50 \cdot 10^{-6} \cdot \rho_k^2$ <p>Where:</p> <p><math>\rho_k</math> Characteristic density of the timber in kg/m<sup>3</sup></p> <p>The shape of the nail or screw directly under the head shall be in the form of a truncated cone with a diameter under the head which fits or exceeds the hole diameter.</p>				
Bolt or Metal Anchor	Diameter		Correspondent Hole diameter	
Bolt according to EN 14592 Anchor according to ETA (see specification of the manufacturer)	10.0 mm, 12.0 mm		Max. 1 mm. larger than the bolt or anchor diameter	

**Annex B**  
**Characteristic load-carrying capacities**

**Angle brackets**  
**Connections timber to timber**

**Table 1:** Force  $F_1$  Column, 2 angle brackets per connection, timber to timber

EAN number	Type	Nail number $n_v$	Nail number $n_h$	$F_{1,Rk}$ [kN] (column)	
				Timber	Steel
	8590 1020 1	1,2,3,4,5,6,7,8,9,10	24 ÷ 71	4,26	5,31
	8595 8080 1	1,2,3,4,5	18,19,20,21,22,23,24,25,26,27,28,29,30,31,32,33,34	2,55	5,86
	8597 8080 1	1,2,3,4	15,16,17,18,19,20,21,22,23,24,25,26,27,28	2,53	2,80
	8613	1,2,3	13,14,15,16,18,19,20,21	3,46	2,78
	8614	1,2	7,8,9,10,11,12	1,23	1,21
	8615	1,2,3	8,9,10,11,12,13,14	1,36	1,69
	8616 1060 1	1,2,3,4,5,6	15,16,17,18,19,20,21,22,23,24,25,26,27,28	2,64	3,13
330149	8617	1,2,3,7,8,9	16,17,19,21,23,24	2,37	3,15
330354	8622	1,2	10,11,14,15,17,18	2,23	1,99
	8622 7070 1FH	1,2,6,7	10,11,14,15,17,18	2,25	2,02
330408	8623	1,2,6,7	11,12,14,15,19,20	2,40	1,73
339630	8624	1,2	10,11,14,15,17,18	2,30	2,26
	8624 0070 1PLZ	1,2	10,11,14,15,17,18	2,23	1,32
330453	8625	1,2,10,11	14,15,18,21,25,26	2,00	1,44
	8625 FH	1,2	12,13,14,15,17,18,19,21,22	4,45	2,20
	8625 90PL 1Z	1,2	12,13,14,15,17,18,19,21,22	4,93	1,41
330507	8626	2,3,6,9	16,17,23,24,27,30	2,31	3,90
	8626 FH	1,2,6,7	12,13,14,15,16,17,18,19,20,21,22,23,25,26	6,75	2,60
	8626 10PL 1	1,2,6,7	12,13,14,15,16,17,22,23,27,28	7,47	2,60
330835	8627	1,2	8,9,10,11,13,14	2,13	1,65
	8628	1,2,6,7,11,12	17,18,22,23,26,27,31,32	2,62	7,02
	8629	1,2	9,10,14,15	2,03	3,36
330552	8632	1,2,10,11	14,15,18,21,25,26	2,59	1,40
	8632 FH	1,2	12,13,16,17,18,19,21,22	2,23	9,80
	8632 90FH 1Z2.0	1,2,4,5,6,7,8,9	12,13,16,17,21,22	3,27	6,93
330606	8633	2,3,12,13	16,17,23,24,27,28,29,30	2,59	2,06
	8633 FH	1,2,6,7	12,13,14,15,16,17,18,19,20,21,22,23,25,26	4,50	17,6
	8633 10FH 1Z2.0	1,2,4,5,6,7,8,9	12,13,14,15,20,21,25,26	7,40	13,0
	8633 10FH 1Z2.5	1,2,4,5,6,7,8,9	12,13,14,15,20,21,25,26	7,40	14,3
330705	8635	1,2	7,8,9,10,11,12	2,51	2,55
331481	8636	1,2	9,10,11,12,13,14,15,16	2,52	2,11
330750	8637	1,2,3	10,11,12,13,14,15,16,17,18	3,78	3,81
330804	8638	1,2	11,12, 13, 14,15,16,17,18,19,20	2,52	5,94
331498	8640	1,2,4,5	12, 13, 14,15, 16,17,18,19,20,21,22	2,67	4,24
330859	8641	1,2,5,6	15, 16,17, 18,19,20,21,	2,66	5,94

			22,23,24,25,26,27,28		
332068	8644	1,2,5,6,9,10	19,20,21, 22,23,24,25,26,27, 28,29,30,31,32,33,34,35,36	2,75	5,94
330903	8645	1,2,3,6,7,8	21,22,28,29,30,33,34,35,38,39,40	2,40	3,56
334659	8654	1,2,3	14,15,16,19,20,21	3,20	3,78
334666	8655	1,2,4,5	9,10,12,13	2,12	2,33

**Table 2:** Force  $F_1$  Column, 1 angle bracket per connection, timber to timber

EAN number	Type	Nail number $n_v$	Nail number $n_h$	$F_{1,Rk}$ [kN] (column)	
				Timber	Steel
	8590 1020 1	1,2,3,4,5,6,7,8,9,10	24 ÷ 71	2,13	2,66
	8595 8080 1	1,2,3,4,5	18,19,20,21,22,23,24,25,26,27, 28,29,30,31,32,33,34	1,28	2,93
	8597 8080 1	1,2,3,4	15,16,17,18,19,20,21,22,23,24, 25,26,27,28	1,27	1,40
	8613	1,2,3	13,14,15,16,18,19,20,21	1,73	1,39
	8614	1,2	7,8,9,10,11,12	0,62	0,60
	8615	1,2,3	8,9,10,11,12,13,14	0,68	0,85
	8616 1060 1	1,2,3,4,5,6	15,16,17,18,19,20,21,22,23,24, 25,26,27,28	1,32	1,56
330354	8622	1,2	10,11,14,15,17,18	1,11	0,99
	8622 7070 1FH	1,2	10,11,14,15,17,18	1,12	1,01
	8624 0070 1PLZ	1,2	10,11,14,15,17,18	1,12	0,66
	8625 FH	1,2	12,13,14,15,17,18,19,21,22	2,23	1,10
	8625 90PL 1Z	1,2	12,13,14,15,17,18,19,21,22	2,47	0,70
	8626 FH	1,2,6,7	12,13,14,15,16,17,18,19,20, 21,22,23,25,26	3,38	1,30
	8626 10PL 1	1,2,6,7	12,13,14,15,16,17,22,23,27,28	3,74	1,30
	8628	1,2,6,7,11,12	17,18,22,23,26,27,31,32	1,31	3,51
	8629	1,2	9,10,14,15	1,01	1,68
330552	8632	1,2,10,11	14,15,18,21,25,26	1,29	0,69
	8632 FH	1,2	12,13,16,17,18,19,21,22	1,11	4,90
	8632 90FH 1Z2.0	1,2	12,13,16,17,21,22	1,64	3,42
330606	8633	2,3,12,13	16,17,23,24,27,28,29,30	1,29	1,03
	8633 FH	1,2,6,7	12,13,14,15,16,17,18,19,20, 21,22,23,25,26	2,25	8,82
	8633 10FH 1Z2.0	1,2,6,7	12,13,14,15,20,21,25,26	3,70	6,52
	8633 10FH 1Z2.5	1,2,6,7	12,13,14,15,20,21,25,26	3,70	7,17
334659	8654	1,2,3,	14,15,16,19,20,21	1,60	1,89
334666	8655	1,2,4,5	9,10,12,13	1,06	1,16

**Table 3:** Force  $F_1$  Purlin, 2 angle brackets per connection, timber to timber

EAN number	Type	Nail number $n_v$	Nail number $n_h$	$F_{1,Rk}$ [kN] (purlin)	
				Timber	Steel
	8590 1020 1	1,2,3,4,5,6,7,8,9,10,11,12,13,14,15,16,17,18	24 ÷ 71	4,26	5,31
	8591 1060 1	1,2,3,4,5	9,10,11,12,13,14,15,16,17,18,19,20,21,22	2,64	3,13
	8592 6060 1	1,2,3,4,5,6,7,8	14,15,16,17,18,19,20,21,22,23,24,25,26	3,52	5,31
	8593 6060 1	1,2,3,4	7,8,9,10,11,12	2,29	1,11
	8594 6060 1	1,2,3,4,5,6	10,11,12,13,14,15,16,17,18	3,44	1,67
	8595 8080 1	1,2,3,4,5,6,7,8,9,10,11,12	18,19,20,21,22,23,24,25,26,27,28,29,30,31,32,33,34	2,55	5,86
	8596 4060 1	1,2,3	7,8,9,10,11,12	3,52	2,81
	8597 8080 1	1,2,3,4,5,6,7,8,9,10	15,16,17,18,19,20,21,22,23,24,25,26,27,28	2,53	2,80
	8612	1,2,3,4,6	10,11,12	2,28	2,22
	8613	1,2,3,4,6,7,8	13,14,15,16,18,19,20,21	3,46	2,78
	8614	1,2,3,4,5	7,8,9,10,11,12	1,23	1,21
	8615	1,2,3,4,5,6	8,9,10,11,12,13,14	1,36	1,69
	8616 1060 1	1,2,3,4,5,6,7,8,9,10,11	15,16,17,18,19,20,21,22,23,24,25,26,27,28	2,64	3,13
330149	8617	1,3,5,6,7,9,11,12	16,17,19,21,23,24	2,37	3,15
330255	8620	1,2	5,6,7,8	1,15	1,44
330309	8621	4,5	8,9,13,14	1,92	1,18
330354	8622	1,2,6,7	10,11,14,15,17,18	2,23	1,99
	8622 7070 1FH	1,2,6,7	10,11,14,15,17,18	2,25	2,02
330408	8623	1,2,6,7	11,12,16,17	2,37	1,73
339630	8624	1,2,4,5	10,11,14,15,17,18	2,30	2,26
	8624 0070 1PLZ	1,2,4,5	10,11,14,15,17,18	2,23	1,32
330453	8625	1,2,6,9,12,13	14,15,22,24	2,00	1,44
	8625 FH	1,2,4,5,6,7	12,13,14,15,17,18,19,21,22	4,45	2,20
	8625 90PL 1Z	1,2,4,5,6,7	12,13,14,15,17,18,19,21,22	4,93	1,41
330507	8626	1,4,7,8,14,15	16,17,23,24	2,31	3,89
	8626 FH	1,2,4,5,6,7,8,9	12,13,14,15,16,17,18,19,20,21,22,23,25,26	6,75	2,60
	8626 10PL 1	1,2,4,5,6,7,8,9	12,13,14,15,16,17,22,23,27,28	7,47	2,60
330835	8627	1,2,4,5	8,9,10,11,13,14	2,13	1,65
	8628	1,2,4,5,6,7,8,9,11,12,13,14	17,18,22,23,26,27,31,32	2,62	7,02
	8629	1,2,4,5	9,10,14,15	2,03	3,36
330552	8632	1,2,6,9,12,13	14,15,18,21,25,26	2,59	1,39
	8632 FH	1,2,4,5,6,7,8,9	12,13,16,17,18,19,21,22	2,23	9,80
	8632 90FH 1Z2.0	1,2,4,5,6,7,8,9	12,13,16,17,21,22	3,27	6,83
330606	8633	1,4,6,9,12,13	16,17,18,19,22,25,27,30	2,59	2,06
	8633 FH	1,2,4,5,6,7,8,9	12,13,14,15,16,17,18,19,20,21,22,23,25,26	4,50	17,6
	8633 10FH 1Z2.0	1,2,4,5,6,7,8,9	12,13,14,15,20,21,25,26	7,40	13,0
	8633 10FH 1Z2.5	1,2,4,5,6,7,8,9	12,13,14,15,20,21,25,26	7,40	14,3
330651	8634	1,2,3	7,8,9,10,11,12	3,27	3,81
330705	8635	1,2,3,4	7,8,9,10,11,12	2,51	2,54
331481	8636	1,2,3,4,5	9,10,11,12,13,14,15,16	2,52	2,11
330750	8637	1,2,3,4,5,6	10,11,12,13,14,15,16,17,18	3,77	3,81

330804	8638	1,2,3,4,5,6	11,12,13,14,15,16,17,18,19,20	2,52	5,94
331498	8640	1,2,3,4,5,6,7,8	12,13,14,15,16,17, 18,19,20,21,22	2,66	4,24
330859	8641	1,2,3,4,5,6,7,8,9,10	15,16,17,18,19,20,21,22,23,24, 25,26,27,28	2,66	5,94
332068	8644	1,2,3,4,5,6,7,8,9,10,11, 12,13,14	19,20,21,22,23,24,25,26,27,28, 29,30,31,32,33,34,35,36	2,75	5,94
330903	8645	1,2,3,4,5,6,7,8,9,10,11, 12,13,14,15,16,17,18	21,22,23,24,25,26,27,28,29,30, 31,32,33,34,35,36,37,38,39,40	2,40	3,56
334659	8654	1,3,6,7,12,13	14,15,16,19,20,21	3,20	3,78
334666	8655	1,2,4,5,7,8	9,10,12,13	2,11	2,33

**Table 4:** Force  $F_1$  Purlin, 1 angle bracket per connection, timber to timber

EAN number	Type	Nail number $n_v$	Nail number $n_h$	$F_{1,Rk}$ [kN] (purlin)	
				Timber	Steel
	8590 1020 1	1,2,3,4,5,6,7,8,9,10,11, 12,13,14,15,16,17,18	24 ÷ 71	2,13	2,66
	8591 1060 1	1,2,3,4,5	9,10,11,12,13,14,15,16,17,18,19, 20,21,22	1,32	1,56
	8592 6060 1	1,2,3,4,5,6,7,8	14,15,16,17,18,19,20,21,22, 23,24,25,26	1,76	2,66
	8593 6060 1	1,2,3,4	7,8,9,10,11,12	1,15	0,56
	8594 6060 1	1,2,3,4,5,6	10,11,12,13,14,15,16,17,18	1,72	0,83
	8595 8080 1	1,2,3,4,5,6,7,8,9,10,11, 12	18,19,20,21,22,23,24,25,26, 27,28,29,30,31,32,33,34	1,28	2,93
	8596 4060 1	1,2,3	7,8,9,10,11,12	1,76	1,41
	8597 8080 1	1,2,3,4,5,6,7,8,9,10	15,16,17,18,19,20,21,22,23, 24,25,26,27,28	1,27	1,40
	8612	1,2,3,4,6	10,11,12	1,14	1,11
	8613	1,2,3,4,6,7,8	13,14,15,16,18,19,20,21	1,73	1,39
	8614	1,2,3,4,5	7,8,9,10,11,12	0,62	0,60
	8615	1,2,3,4,5,6	8,9,10,11,12,13,14	0,68	0,85
	8616 1060 1	1,2,3,4,5,6,7,8,9,10,11	15,16,17,18,19,20,21,22,23, 24,25,26,27,28	1,32	1,56
330354	8622	1,2,6,7	10,11,14,15,17,18	1,11	0,99
	8622 7070 1FH	1,2,6,7	10,11,14,15,17,18	1,12	1,01
	8624 0070 1PLZ	1,2,4,5	10,11,14,15,17,18	1,12	0,66
	8625 FH	1,2,4,5,6,7	12,13,14,15,17,18,19,21,22	2,23	1,10
	8625 90PL 1Z	1,2,4,5,6,7	12,13,14,15,17,18,19,21,22	2,47	0,70
	8626 FH	1,2,4,5,6,7,8,9	12,13,14,15,16,17,18,19,20, 21,22,23,25,26	3,38	1,30
	8626 10PL 1	1,2,4,5,6,7,8,9	12,13,14,15,16,17,22,23,27,28	3,74	1,30
	8628	1,2,4,5,6,7,8,9,11,12,13, 14	17,18,22,23,26,27,31,32	1,31	3,51
	8629	1,2,4,5	9,10,14,15	1,01	1,68
330552	8632	1,2,6,9,12,13	14,15,18,21,25,26	1,29	0,69
	8632 FH	1,2,4,5,6,7,8,9	12,13,16,17,18,19,21,22	1,11	4,90
	8632 90FH 1Z2.0	1,2,4,5,6,7,8,9	12,13,16,17,21,22	1,64	3,42
330606	8633	1,4,6,9,12,13	16,17,18,19,22,25,27,30	1,29	1,03
	8633 FH	1,2,4,5,6,7,8,9	12,13,14,15,16,17,18,19,20, 21,22,23,25,26	2,25	8,82
	8633 10FH 1Z2.0	1,2,4,5,6,7,8,9	12,13,14,15,20,21,25,26	3,70	6,52
	8633 10FH 1Z2.5	1,2,4,5,6,7,8,9	12,13,14,15,20,21,25,26	3,70	7,17
334659	8654	1,3,6,7,12,13	14,15,16,19,20,21	1,60	1,89



334666	8655	1,2,4,5,7,8	9,10,12,13	1,05	1,16
--------	------	-------------	------------	------	------

**Table 5:** Forces  $F_{2/3}$ , 2 angle brackets per connection, timber to timber

EAN number	Type	Nail number $n_v$	Nail number $n_h$	$F_{2/3,Rk}$ [kN]
				Timber
	8590 1020 1	1,2,3,4,5,6,7,8,9,10,11,12,13,14,15,16,17,18	24 ÷ 71	20,0
	8591 1060 1	1,2,3,4,5	9,10,11,12,13,14,15,16,17,18,19,20,21,22	9,31
	8592 6060 1	1,2,3,4,5,6,7,8	14,15,16,17,18,19,20,21,22,23,24,25,26	15,8
	8593 6060 1	1,2,3,4	7,8,9,10,11,12	4,55
	8594 6060 1	1,2,3,4,5,6	10,11,12,13,14,15,16,17,18	7,51
	8595 8080 1	1,2,3,4,5,6,7,8,9,10,11,12	18,19,20,21,22,23,24,25,26,27,28,29,30,31,32,33,34	16,8
	8596 4060 1	1,2,3	7,8,9,10,11,12	6,75
	8597 8080 1	1,2,3,4,5,6,7,8,9,10	15,16,17,18,19,20,21,22,23,24,25,26,27,28	12,5
	8612	1,2,3,4,6	10,11,12	4,40
	8613	1,2,3,4,6,7,8	13,14,15,16,18,19,20,21	7,46
	8614	1,2,3,4,5	7,8,9,10,11,12	4,54
	8615	1,2,3,4,5,6	8,9,10,11,12,13,14	4,97
	8616 1060 1	1,2,3,4,5,6,7,8,9,10,11	15,16,17,18,19,20,21,22,23,24,25,26,27,28	11,1
330149	8617	1,3,5,6,7,9,11,12	16,17,19,21,23,24	6,30
330255	8620	1,2	5,6,7,8	2,22
330309	8621	4,5	8,9,13,14	3,11
330354	8622	1,2,6,7	10,11,14,15,17,18	5,23
	8622 7070 1FH	1,2,6,7	10,11,14,15,17,18	6,01
330408	8623	1,2,6,7	11,12,16,17	3,39
339630	8624	1,2,4,5	10,11,14,15,17,18	4,73
	8624 0070 1PLZ	1,2,4,5	10,11,14,15,17,18	5,83
330453	8625	1,2,6,9,12,13	14,15,22,24	4,20
	8625 FH	1,2,4,5,6,7	12,13,14,15,17,18,19,21,22	6,64
	8625 90PL 1Z	1,2,4,5,6,7	12,13,14,15,17,18,19,21,22	6,88
330507	8626	1,4,7,8,14,15	16,17,23,24	1,99
	8626 FH	1,2,4,5,6,7,8,9	12,13,14,15,16,17,18,19,21,22,23,25,26	10,1
	8626 10PL 1	1,2,4,5,6,7,8,9	12,13,14,15,16,17,22,23,27,28	9,87
330835	8627	1,2,4,5	8,9,10,11,13,14	3,06
	8628	1,2,4,5,6,7,8,9,11,12,13,14	17,18,22,23,26,27,31,32	8,37
	8629	1,2,4,5	9,10,14,15	5,71
330552	8632	1,2,6,9,12,13	14,15,18,21,25,26	4,83
	8632 FH	1,2,4,5,6,7,8,9	12,13,16,17,18,19,21,22	8,18
	8632 90FH 1Z2.0	1,2,4,5,6,7,8,9	12,13,16,17,21,22	6,77
330606	8633	1,4,6,9,12,13	16,17,18,19,22,25,27,30	6,34
	8633 FH	1,2,4,5,6,7,8,9	12,13,14,15,16,17,18,19,20,21,22,23,25,26	7,08
	8633 10FH 1Z2.0	1,2,4,5,6,7,8,9	12,13,14,15,20,21,25,26	9,42
	8633 10FH 1Z2.5	1,2,4,5,6,7,8,9	12,13,14,15,20,21,25,26	9,42
330651	8634	1,2,3	7,8,9,10,11,12	5,34
330705	8635	1,2,3,4	7,8,9,10,11,12	2,85
331481	8636	1,2,3,4,5	9,10,11,12,13,14,15,16	5,86
330750	8637	1,2,3,4,5,6	10,11,12,13,14,15,16,17,18	9,72
330804	8638	1,2,3,4,5,6	11,12,13,14,15,16,17,18,19,20	7,72
331498	8640	1,2,3,4,5,6,7,8	12,13,14,15,16,17,18,19,20,21,22	7,57

330859	8641	1,2,3,4,5,6,7,8,9,10	15,16,17,18,19,20,21,22,23,24,25,26,27,28	10,2
332068	8644	1,2,3,4,5,6,7,8,9,10, 11,12,13,14	19,20,21,22,23,24,25,26,27,28,29, 30,31,32,33,34, 35,36	12,2
330903	8645	1,2,3,4,5,6,7,8,9,10,11, 12,13,14,15,16, 17,18	21,22,23,24,25,26,27,28,29, 30,31,32,33,34,35,36 37,38,39,40	16,0
334659	8654	1,3,6,7,12,13	14,15,16,19,20,21	8,03
334666	8655	1,2,4,5,7,8	9,10,12,13	3,09

**Table 6:** Forces  $F_{2/3}$ , 1 angle bracket per connection, timber to timber

EAN number	Type	Nail number $n_v$	Nail number $n_h$	$F_{2/3,Rk}$ [kN]
				Timber
	8590 1020 1	1,2,3,4,5,6,7,8,9,10,11, 12,13,14,15,16,17,18	24 ÷ 71	10,0
	8591 1060 1	1,2,3,4,5	9,10,11,12,13,14,15,16,17,18,19,20,21,22	4,65
	8592 6060 1	1,2,3,4,5,6,7,8	14,15,16,17,18,19,20,21,22,23,24,25,26	7,92
	8593 6060 1	1,2,3,4	7,8,9,10,11,12	2,27
	8594 6060 1	1,2,3,4,5,6	10,11,12,13,14,15,16,17,18	3,75
	8595 8080 1	1,2,3,4,5,6,7,8,9,10,11, 12	18,19,20,21,22,23,24,25,26,27,28,29,30, 31,32,33,34	8,38
	8596 4060 1	1,2,3	7,8,9,10,11,12	3,37
	8597 8080 1	1,2,3,4,5,6,7,8,9,10	15,16,17,18,19,20,21,22,23,24,25,26,27,28	6,23
	8612	1,2,3,4,6	10,11,12	2,20
	8613	1,2,3,4,6,7,8	13,14,15,16,18,19,20,21	3,73
	8614	1,2,3,4,5	7,8,9,10,11,12	2,27
	8615	1,2,3,4,5,6	8,9,10,11,12,13,14	2,49
	8616 1060 1	1,2,3,4,5,6,7,8,9,10,11	15,16,17,18,19,20,21,22,23,24,25,26,27,28	5,56
330354	8622	1,2,6,7	10,11,14,15,17,18	2,61
	8622 7070 1FH	1,2,6,7	10,11,14,15,17,18	3,03
	8624 0070 1PLZ	1,2,4,5	10,11,14,15,17,18	2,91
	8625 FH	1,2,4,5,6,7	12,13,14,15,17,18,19,21,22	3,32
	8625 90PL 1Z	1,2,4,5,6,7	12,13,14,15,17,18,19,21,22	3,44
	8626 FH	1,2,4,5,6,7,8,9	12,13,14,15,16,17,18,19,21,22,23,25,26	5,05
	8626 10PL 1	1,2,4,5,6,7,8,9	12,13,14,15,16,17,22,23,27,28	4,94
	8628	1,2,4,5,6,7,8,9,11,12, 13,14	17,18,22,23,26,27,31,32	4,19
	8629	1,2,4,5	9,10,14,15	2,85
330552	8632	1,2,6,9,12,13	14,15,18,21,25,26	2,41
	8632 FH	1,2,4,5,6,7,8,9	12,13,16,17,18,19,21,22	4,09
	8632 90FH 1Z2.0	1,2,4,5,6,7,8,9	12,13,16,17,21,22	3,38
330606	8633	1,4,6,9,12,13	16,17,18,19,22,25,27,30	3,17
	8633 FH	1,2,4,5,6,7,8,9	12,13,14,15,16,17,18,19,20,21,22,23,25,26	3,54
	8633 10FH 1Z2.0	1,2,4,5,6,7,8,9	12,13,14,15,20,21,25,26	4,71
	8633 10FH 1Z2.5	1,2,4,5,6,7,8,9	12,13,14,15,20,21,25,26	4,71
334659	8654	1,3,6,7,12,13	14,15,16,19,20,21	4,01
334666	8655	1,2,4,5,7,8	9,10,12,13	1,54

**Table 7:** Basic Forces  $F_{4/5}$ , 2 angle brackets per connection, timber to timber

EAN number	Type	Nail number $n_v$	Nail number $n_h$	$F_{4/5,Rk}$ [kN]	
				Timber	Steel
	8590 1020 1	1,2,3,4,5,6,7,8,9,10,11,12,13,14,15,16,17,18	24 ÷ 71	9,89	5,01
	8591 1060 1	1,2,3,4,5	9,10,11,12,13,14,15,16,17,18,19,20,21,22	6,53	3,43
	8592 6060 1	1,2,3,4,5,6,7,8	14,15,16,17,18,19,20,21,22,23,24,25,26	8,79	5,82
	8593 6060 1	1,2,3,4	7,8,9,10,11,12	4,08	1,84
	8594 6060 1	1,2,3,4,5,6	10,11,12,13,14,15,16,17,18	6,02	2,77
	8595 8080 1	1,2,3,4,5,6,7,8,9,10,11,12	18,19,20,21,22,23,24,25,26,27,28,29,30,31,32,33,34	9,59	6,03
	8596 4060 1	1,2,3	7,8,9,10,11,12	5,26	2,19
	8597 8080 1	1,2,3,4,5,6,7,8,9,10	15,16,17,18,19,20,21,22,23,24,25,26,27,28	7,06	3,56
	8612	1,2,3,4,6	10,11,12	5,64	3,69
	8613	1,2,3,4,6,7,8	13,14,15,16,18,19,20,21	6,44	3,63
	8614	1,2,3,4,5	7,8,9,10,11,12	5,98	1,82
	8615	1,2,3,4,5,6	8,9,10,11,12,13,14	6,02	1,81
	8616 1060 1	1,2,3,4,5,6,7,8,9,10,11	15,16,17,18,19,20,21,22,23,24,25,26,27,28	7,59	3,63
330149	8617	1,3,5,6,7,9,11,12	16,17,19,21,23,24	6,38	3,63
330255	8620	1,2	5,6,7,8	3,85	1,38
330309	8621	4,5	8,9,13,14	5,36	3,85
330354	8622	1,2,6,7	10,11,14,15,17,18	5,15	3,69
	8622 7070 1FH	1,2,6,7	10,11,14,15,17,18	5,30	3,34
330408	8623	1,2,6,7	11,12,16,17	5,42	3,90
339630	8624	1,2,4,5	10,11,14,15,17,18	4,73	3,68
	8624 0070 1PLZ	1,2,4,5	10,11,14,15,17,18	5,13	2,50
330453	8625	1,2,6,9,12,13	14,15,22,24	5,15	4,07
	8625 FH	1,2,4,5,6,7	12,13,14,15,17,18,19,21,22	8,67	3,83
	8625 90PL 1Z	1,2,4,5,6,7	12,13,14,15,17,18,19,21,22	5,71	2,77
330507	8626	1,4,7,8,14,15	16,17,23,24	10,3	10,6
	8626 FH	1,2,4,5,6,7,8,9	12,13,14,15,16,17,18,19,21,22,23,25,26	8,05	5,56
	8626 10PL 1	1,2,4,5,6,7,8,9	12,13,14,15,16,17,22,23,27,28	8,38	5,43
330835	8627	1,2,4,5	8,9,10,11,13,14	5,28	2,66
	8628	1,2,4,5,6,7,8,9,11,12,13,14	17,18,22,23,26,27,31,32	13,8	6,51
	8629	1,2,4,5	9,10,14,15	5,96	3,26
330552	8632	1,2,6,9,12,13	14,15,18,21,25,26	6,11	7,70
	8632 FH	1,2,4,5,6,7,8,9	12,13,16,17,18,19,21,22	7,68	6,56
	8632 90FH 1Z2.0	1,2,4,5,6,7,8,9	12,13,16,17,21,22	7,58	5,37
330606	8633	1,4,6,9,12,13	16,17,18,19,22,25,27,30	6,70	9,32

	8633 FH	1,2,4,5,6,7,8,9	12,13,14,15,16,17,18,19,20,21,22,23,25,26	11,2	9,48
	8633 10FH 1Z2.0	1,2,4,5,6,7,8,9	12,13,14,15,20,21,25,26	10,4	6,95
	8633 10FH 1Z2.5	1,2,4,5,6,7,8,9	12,13,14,15,20,21,25,26	10,5	8,87
330651	8634	1,2,3	7,8,9,10,11,12	8,76	3,27
330705	8635	1,2,3,4	7,8,9,10,11,12	4,84	2,39
331481	8636	1,2,3,4,5	9,10,11,12,13,14,15,16	5,90	2,18
330750	8637	1,2,3,4,5,6	10,11,12,13,14,15,16,17,18	7,26	3,58
330804	8638	1,2,3,4,5,6	11,12,13, 14,15,16,17,18,19,20	7,81	4,44
331498	8640	1,2,3,4,5,6,7,8	12,13,14,15,16,17,18,19,20,21,22	7,18	2,89
330859	8641	1,2,3,4,5,6,7,8,9,10	15,16,17,18,19,20,21,22,23,24,25,26,27,28	8,75	4,73
332068	8644	1,2,3,4,5,6,7,8,9,10,11,12,13,14	19,20,21,22,23,24,25,26,27,28,29,30,31,32,33,34,35,36	9,66	4,67
330903	8645	1,2,3,4,5,6,7,8,9,10,11,12,13,14,15,16,17,18	21,22,23,24,25,26,27,28,29,30,31,32,33,34,35,36,37,38,39,40	13,1	5,97
334659	8654	1,3,6,7,12,13	14,15,16,19,20,21	5,39	6,93
334666	8655	1,2,4,5,7,8	9,10,12,13	4,82	4,12

**Table 8:** Basic Forces  $F_4$  1 angle bracket per connection, timber to timber

EAN number	Type	Nail number $n_v$	Nail number $n_h$	$F_{4,Rk}$ [kN]	
				Timber	Steel
330354	8622	1,2,6,7	10,11,14,15,17,18	7,53	2,71
	8622 7070 1FH	1,2,6,7	10,11,14,15,17,18	5,43	2,45
	8625 FH	1,2,4,5,6,7	12,13,14,15,17,18,19,21,22	5,74	3,35
	8626 FH	1,2,4,5,6,7,8,9	12,13,14,15,16,17,18,19,21,22,23,25,26	7,10	4,90
	8628	1,2,4,5,6,7,8,9,11,12,13,14	17,18,22,23,26,27,31,32	12,8	4,81
	8629	1,2,4,5	9,10,14,15	6,48	2,92
330552	8632	1,2,6,9,12,13	14,15,18,21,25,26	7,38	5,34
	8632 FH	1,2,4,5,6,7,8,9	12,13,16,17,18,19,21,22	7,68	4,78
	8632 90FH 1Z2.0	1,2,4,5,6,7,8,9	12,13,16,17,21,22	8,64	3,77
330606	8633	1,4,6,9,12,13	16,17,18,19,22,25,27,30	10,0	6,53
	8633 FH	1,2,4,5,6,7,8,9	12,13,14,15,16,17,18,19,20,21,22,23,25,26	11,19	7,48
	8633 10FH 1Z2.0	1,2,4,5,6,7,8,9	12,13,14,15,20,21,25,26	11,6	5,44
	8633 10FH 1Z2.5	1,2,4,5,6,7,8,9	12,13,14,15,20,21,25,26	11,9	6,87
334659	8654	1,3,6,7,12,13	14,15,16,19,20,21	4,92	4,69
334666	8655	1,2,4,5,7,8	9,10,12,13	4,84	3,77

**Table 9:** Basic Forces  $F_5$ , 1 angle bracket per connection, timber to timber

EAN number	Type	Nail number $n_v$	Nail number $n_h$	$F_{5,Rk}$ [kN]	
				Timber	Steel
330354	8622	1,2,6,7	10,11,14,15,17,18	1,34	1,11
	8622 7070 1FH	1,2,6,7	10,11,14,15,17,18	1,40	1,01
	8625 FH	1,2,4,5,6,7	12,13,14,15,17,18,19,21,22	1,07	0,83
	8626 FH	1,2,4,5,6,7,8,9	12,13,14,15,16,17,18,19,21,22,23,25,26	1,29	1,19
	8628	1,2,4,5,6,7,8,9,11,12,13,14	17,18,22,23,26,27,31,32	2,09	1,98
	8629	-	-	-	-
330552	8632	1,2,6,9,12,13	14,15,18,21,25,26	1,81	2,38
	8632 FH	1,2,4,5,6,7,8,9	12,13,16,17,18,19,21,22	2,31	1,97
	8632 90FH 1Z2.0	1,2,4,5,6,7,8,9	12,13,16,17,21,22	2,27	1,73
330606	8633	1,4,6,9,12,13	16,17,18,19,22,25,27,30	1,72	2,94
	8633 FH	1,2,4,5,6,7,8,9	12,13,14,15,16,17,18,19,20,21,22,23,25,26	2,36	2,56
	8633 10FH 1Z2.0	1,2,4,5,6,7,8,9	12,13,14,15,20,21,25,26	2,28	1,86
	8633 10FH 1Z2.5	1,2,4,5,6,7,8,9	12,13,14,15,20,21,25,26	2,35	2,41
334659	8654	1,3,6,7,12,13	14,15,16,19,20,21	1,52	2,18
334666	8655	1,2,4,5,7,8	9,10,12,13	1,47	1,34

**Angle brackets****Connections timber to concrete or timber to steel****Table 10:** Force  $F_1$  Column, 2 angle brackets per connection, connection timber to concrete/steel

EAN number	Type	Nail number $n_v$	Bolt number $n_h$	$F_{1,Rk}$ [kN] (column)		bolt $k_{t,II}$
				Timber	Steel	
	8573 0095 1	11,12,13	4	9,43	8,39	0,95
	8573 0135 1	11,12,13,17,18,19	4	18,9	8,39	0,95
	8573 0285 1	11,12,13,15,16,17,18,19,21,22,23,24,25,26,27,28,29,30,32,33	4	62,8	8,39	0,95
	8573 1395 1	11,12,13	4	9,43	14,3	0,74
	8573 13135 1	11,12,13,17,18,19	4	18,90	14,3	0,74
	8573 13285 1	11,12,13,15,16,17,18,19,21,22,23,24,25,26,27,28,29,30,32,33	4	62,80	14,3	0,74
	8613	1,2,3	17	9,65	1,17	1,3
330149	8617	1,2,3,7,8,9	20	19,3	1,22	1,3
330354	8622	1,2	16	6,43	0,80	2,5
	8622 7070 1FH	1,2	16	6,48	0,52	2,4
330408	8623	1,2,6,7	13	12,8	1,36	0,8
339630	8624	1,2	16	6,43	0,80	2,5
	8624 0070 1PLZ	1,2	16	6,48	0,51	2,5
	8625 FH	1,2	16	6,43	1,72	0,8
	8625 90PL 1Z	1,2	16	6,48	1,10	0,8
	8626 FH	1,2,6,7	24	12,8	1,14	3,3
	8626 10PL 1	22,23,27,28	10,11	12,90	3,13	0,7
330835	8627	1,2	12	6,43	0,79	2,0
	8628	22,23,26,27,31,32	10	19,3	0,44	1,1
	8629	1,2	13	6,48	0,71	1,6
	8632 FH	1,2	20	6,43	0,61	5,7
	8632 90FH 1Z2.0	1,2	14,15	6,48	2,42	0,41
	8633 FH	1,2,6,7	24	12,8	1,14	3,3
	8633 10FH 1Z2.0	20,21,25,26	10,11	12,90	10,60	0,33
	8633 10FH 1Z2.5	20,21,25,26	10,11	12,90	11,90	0,33
334659	8654	1,2,3	17 or 18	9,65	1,45	2,9
334666	8655	1,2,4,5	11	12,9	0,98	3,3

**Table 11:** Force  $F_1$  Column, 1 angle bracket per connection, connection timber to concrete/steel

EAN number	Type	Nail number $n_v$	Bolt number $n_h$	$F_{1,Rk}$ [kN] (column)		bolt $k_{t,II}$
				Timber	Steel	
	8573 0095 1	11,12,13	4	4,71	4,20	1,90
	8573 0135 1	11,12,13,17,18,19	4	9,43	4,20	1,90
	8573 0285 1	11,12,13,15,16,17,18,19,21,22,23,24,25,26,27,28,29,30,32,33	4	31,40	4,20	1,90
	8573 1395 1	11,12,13	4	4,71	7,16	1,48
	8573 13135 1	11,12,13,17,18,19	4	9,43	7,16	1,48
	8573 13285 1	11,12,13,15,16,17,18,19,21,22,23,24,25,26,27,28,29,30,32,33	4	31,40	7,16	1,48
330354	8622	1,2	16	3,22	0,40	4,9
	8622 7070 1FH	1,2	16	3,24	0,26	4,9
	8624 0070 1PLZ	1,2	16	3,24	0,26	4,9
	8625 90PL 1Z	1,2	16	3,24	0,55	1,6
	8626 10PL 1	22,23,27,28	10,11	6,43	1,56	1,3
	8628	22,23,26,27,31,32	10	9,65	0,22	2,1
	8629	1,2	13	3,24	0,36	3,1
	8632 FH	1,2	20	3,22	0,30	11,3
	8632 90FH 1Z2.0	1,2	14,15	3,24	1,21	0,83
	8633 FH	1,2,6,7	24	6,38	0,57	6,7
	8633 10FH 1Z2.0	20,21,25,26	10,11	6,43	5,28	0,67
	8633 10FH 1Z2.5	20,21,25,26	10,11	6,43	5,95	0,67
334659	8654	1,2,3	17 or 18	4,83	0,73	5,8
334666	8655	1,2,4,5	11	6,43	0,49	6,5

**Table 12:** Force  $F_1$  Purlin, 2 angle brackets per connection, connection timber to concrete/steel

EAN number	Type	Nail number $n_v$	Bolt number $n_h$	$F_{1,Rk}$ [kN] (purlin)		bolt $k_{t,II}$
				Timber	Steel	
	8573 0095 1	5,6,7,8,9,10,11,12,13	4	25,1	8,39	0,95
	8573 0135 1	5,6,7,8,9,10,11,12,13,15,16,17,18,19	4	44,0	8,39	0,95
	8573 0285 1	5,6,7,8,9,10,11,12,13,14,15,16,17,18,19,21,22,23,32,33	4	62,8	8,39	0,95
	8573 1395 1	5,6,7,8,9,10,11,12,13	4	25,1	14,3	0,74
	8573 13135 1	5,6,7,8,9,10,11,12,13,15,16,17,18,19	4	44,0	14,3	0,74
	8573 13285 1	5,6,7,8,9,10,11,12,13,15,16,17,18,19,21,22,23,24,25,26,27,28,29,30,32,33	4	62,8	14,3	0,74
	8612	1,2,3,4,6	13	16,1	1,76	2,5
	8613	1,2,3,4,5,7,8	17	22,5	1,17	1,3
330149	8617	1,3,5,6,7,9,11,12	20	25,7	1,22	1,3
	8621	4,5	12	6,43	0,72	1,9
330354	8622	1,2,6,7	16	12,9	0,80	2,5
	8622 7070 1FH	1,2,6,7	16	13,0	0,52	2,4
330408	8623	1,2,6,7	13	12,8	1,36	0,8
339630	8624	1,2,4,5	16	12,9	0,80	2,5

	8624 0070 1PLZ	1,2,4,5	16	13,0	0,51	2,5
	8625 FH	1,2,4,5,6,7	16	19,3	1,72	0,8
	8625 90PL 1Z	1,2,4,5,6,7	16	19,5	1,10	0,8
	8626 FH	1,2,4,5,6,7,8,9	24	25,5	1,14	3,3
	8626 10PL 1	18,19,20,21,22,23,24,26,27,28	10,11	25,7	3,13	0,7
330835	8627	1,2,4,5	12	12,9	0,79	2,0
	8628	19,20,22,23,24,25,26,27,28,29,31,32	10	38,6	0,44	1,1
	8629	1,2,4,5	13	13,0	0,71	1,6
	8632 FH	1,2,4,5,6,7,8,9	20	25,7	0,61	5,7
	8632 90FH 1Z2.0	1,2,4,5,6,7,8,9	14,15	25,9	2,42	0,41
	8633 FH	1,2,4,5,6,7,8,9	24	25,5	1,14	3,3
	8633 10FH 1Z2.0	18,19,20,21,22,23,25,26	10,11	25,7	10,6	0,33
	8633 10FH 1Z2.5	18,19,20,21,22,23,25,26	10,11	25,7	11,9	0,33
334659	8654	1,3,6,7,12,13	17 or 18	19,3	1,45	2,9
334666	8655	1,2,4,5,7,8	11	19,3	0,98	3,3

**Table 13:** Force  $F_1$  Purlin, 1 angle bracket per connection, connection timber to concrete/steel

EAN number	Type	Nail number $n_v$	Bolt number $n_h$	$F_{1,Rk}$ [kN] (purlin)		bolt $k_{t,II}$
				Timber	Steel	
	8573 0095 1	5,6,7,8,9,10,11,12,13	4	12,6	4,20	1,90
	8573 0135 1	5,6,7,8,9,10,11,12,13,15,16,17,18,19	4	22,0	4,20	1,90
	8573 0285 1	5,6,7,8,9,10,11,12,13,14,15,16,17,18,19,21,22,23,32,33	4	31,4	4,20	1,90
	8573 1395 1	5,6,7,8,9,10,11,12,13	4	12,6	7,16	1,48
	8573 13135 1	5,6,7,8,9,10,11,12,13,15,16,17,18,19	4	22,0	7,16	1,48
	8573 13285 1	5,6,7,8,9,10,11,12,13,15,16,17,18,19,21,22,23,24,25,26,27,28,29,30,32,33	4	31,4	7,16	1,48
330354	8622	1,2,6,7	16	6,43	0,40	4,9
	8622 7070 1FH	1,2,6,7	16	6,48	0,26	4,9
	8624 0070 1PLZ	1,2,4,5	16	6,48	0,26	4,9
	8625 90PL 1Z	1,2,4,5,6,7	16	9,73	0,55	1,6
	8626 10PL 1	18,19,20,21,22,23,24,26,27,28	10,11	12,9	1,56	1,3
	8628	19,20,22,23,24,25,26,27,28,29,31,32	10	19,3	0,22	2,1
	8629	1,2,4,5	13	6,48	0,36	3,1
	8632 FH	1,2,4,5,6,7,8,9	20	12,9	0,30	11,3
	8632 90FH 1Z2.0	1,2,4,5,6,7,8,9	14,15	13,00	1,21	0,83
	8633 FH	1,2,4,5,6,7,8,9	24	12,8	0,57	6,7
	8633 10FH 1Z2.0	18,19,20,21,22,23,25,26	10,11	12,9	5,28	0,67
	8633 10FH 1Z2.5	18,19,20,21,22,23,25,26	10,11	12,9	5,95	0,67
334659	8654	1,3,6,7,12,13	17 or 18	9,65	0,73	5,8
334666	8655	1,2,4,5,7,8	11	9,65	0,49	6,5



**Table 14:** Forces  $F_{2/3}$ , 2 angle brackets per connection, connection timber to concrete/steel

EAN number	Type	Nail number $n_v$	Bolt number $n_h$	$F_{2/3,Rk}$ [kN]	bolt
				Timber	$k_{t,\perp}$
	8573 0095 1	5,6,7,8,9,10,11,12,13	4	3,11	0,5
	8573 0135 1	5,6,7,8,9,10,11,12,13,15,16,17,18,19	4	5,13	0,5
	8573 0285 1	5,6,7,8,9,10,11,12,13,14,15,16,17,18,19,21,22,23,32,33	4	9,90	0,5
	8573 1395 1	5,6,7,8,9,10,11,12,13	4	3,86	0,5
	8573 13135 1	5,6,7,8,9,10,11,12,13,15,16,17,18,19	4	6,43	0,5
	8573 13285 1	5,6,7,8,9,10,11,12,13,15,16,17,18,19,21,22,23,24,25,26,27,28,29,30,32,33	4	12,0	0,5
	8612	1,2,3,4,6	13	3,11	0,5
	8613	1,2,3,4,5,7,8	17	3,01	0,5
330149	8617	1,3,5,6,7,9,11,12	20	4,04	0,5
	8621	4,5	12	1,02	0,5
	8622 7070 1FH	1,2,6,7	16	1,57	0,5
330408	8623	1,2,6,7	13	1,97	0,5
339630	8624	1,2,4,5	16	1,90	0,5
	8624 0070 1PLZ	1,2,4,5	16	1,90	0,5
	8625 FH	1,2,4,5,6,7	16	3,70	0,5
	8625 90PL 1Z	1,2,4,5,6,7	16	3,71	0,5
	8626 FH	1,2,4,5,6,7,8,9	24	3,11	0,5
	8626 10PL 1	18,19,20,21,22,23,24,26,27,28	10,11	10,5	0,3
330835	8627	1,2,4,5	12	1,61	0,5
330354	8622	1,2,6,7	16	1,56	0,5
	8628	19,20,22,23,24,25,26,27,28,29,31,32	10	3,29	0,5
	8632 FH	1,2,4,5,6,7,8,9	20	2,78	0,5
	8632 90FH 1Z2.0	1,2,4,5,6,7,8,9	14,15	8,09	0,5
	8633 FH	1,2,4,5,6,7,8,9	24	3,11	0,5
	8633 10FH 1Z2.0	18,19,20,21,22,23,25,26	10,11	7,58	0,4
	8633 10FH 1Z2.5	18,19,20,21,22,23,25,26	10,11	7,58	0,4
334659	8654	1,3,6,7,12,13	17 or 18	5,04	0,5
334666	8655	1,2,4,5,7,8	11	2,78	0,5

**Table 15:** Forces  $F_{2/3}$ , 1 angle bracket per connection, connection timber to concrete/steel

EAN number	Type	Nail number $n_v$	Bolt number $n_h$	$F_{2/3,Rk}$ [kN]	bolt
				Timber	$k_{t,\perp}$
	8573 0095 1	5,6,7,8,9,10,11,12,13	4	1,55	1,0
	8573 0135 1	5,6,7,8,9,10,11,12,13,15,16,17,18,19	4	2,57	1,0
	8573 0285 1	5,6,7,8,9,10,11,12,13,14,15,16,17,18,19,21,22,23,32,33	4	4,95	1,0
	8573 1395 1	5,6,7,8,9,10,11,12,13	4	1,93	1,0
	8573 13135 1	5,6,7,8,9,10,11,12,13,15,16,17,18,19	4	3,21	1,0
	8573 13285 1	5,6,7,8,9,10,11,12,13,15,16,17,18,19,21,22,23,24,25,26,27,28,29,30,32,33	4	5,99	1,0
330354	8622	1,2,6,7	16	0,78	1,0
	8622 7070 1FH	1,2,6,7	16	0,79	1,0
	8624 0070 1PLZ	1,2,4,5	16	0,95	1,0
	8625 90PL 1Z	1,2,4,5,6,7	16	1,85	1,0
	8626 10PL 1	18,19,20,21,22,23,24,26,27,28	10,11	5,26	0,7
	8628	19,20,22,23,24,25,26,27,28,29,31,32	10	1,64	1,0

	8632 FH	1,2,4,5,6,7,8,9	20	1,39	1,0
	8632 90FH 1Z2.0	1,2,4,5,6,7,8,9	14,15	4,04	0,9
	8633 FH	1,2,4,5,6,7,8,9	24	1,55	1,0
	8633 10FH 1Z2.0	18,19,20,21,22,23,25,26	10,11	3,79	0,7
	8633 10FH 1Z2.5	18,19,20,21,22,23,25,26	10,11	3,79	0,7
334659	8654	1,3,6,7,12,13	17 or 18	2,52	1,0
334666	8655	1,2,4,5,7,8	11	1,39	1,0

**Table 16:** Basic Forces  $F_{4/5}$ , 2 angle brackets per connection, connection timber to concrete/steel

EAN number	Type	Nail number $n_v$	Bolt number $n_h$	$F_{4/5,Rk}$ [kN]		bolt	
				Timber	Steel	$k_{t,\perp}$	$k_{t,\parallel}$
	8573 1395 1	5,6,7,8,9,10,11,12,13	4	8,88	8,64	0,77	0,38
	8573 13135 1	5,6,7,8,9,10,11,12,13,15,16,17,18,19	4	12,1	9,15	0,74	0,33
	8573 13285 1	5,6,7,8,9,10,11,12,13,15,16,17,18,19,21,22,23,24,25,26,27,28,29,30,32,33	4	9,53	8,69	0,74	0,32
	8612	1,2,3,4,6	13	6,57	3,36	0,8	0,2
	8613	1,2,3,4,5,7,8	17	6,01	3,51	0,8	0,2
330149	8617	1,3,5,6,7,9,11,12	20	6,52	3,47	0,8	0,2
	8621	4,5	12	4,14	1,82	0,7	0,2
330354	8622	1,2,6,7	16	5,33	3,63	0,7	0,2
	8622 7070 1FH	1,2,6,7	16	5,45	3,25	0,73	0,49
330408	8623	1,2,6,7	13	5,66	2,88	0,8	0,1
339630	8624	1,2,4,5	16	6,13	3,09	0,8	0,1
	8624 0070 1PLZ	1,2,4,5	16	5,24	2,33	0,8	0,1
	8625 FH	1,2,4,5,6,7	16	7,17	3,54	0,9	0,2
	8625 90PL 1Z	1,2,4,5,6,7	16	5,99	-	0,9	0,1
	8626 FH	1,2,4,5,6,7,8,9	24	9,10	6,59	0,8	0,1
	8626 10PL 1	18,19,20,21,22,23,24,26,27,28	10,11	7,85	5,50	0,8	0,2
330835	8627	1,2,4,5	12	5,26	2,59	0,8	0,2
	8628	19,20,22,23,24,25,26,27,28,29,31,32	10	8,38	5,86	0,7	0,2
	8629	1,2,4,5	13	7,04	4,00	0,8	0,2
	8632 FH	1,2,4,5,6,7,8,9	20	8,42	5,64	0,7	0,2
	8632 90FH 1Z2.0	1,2,4,5,6,7,8,9	14,15	8,81	4,88	0,35	0,18
	8633 FH	1,2,4,5,6,7,8,9	24	10,2	9,41	0,4	0,2
	8633 10FH 1Z2.0	18,19,20,21,22,23,25,26	10,11	13,0	5,83	0,41	0,20
	8633 10FH 1Z2.5	18,19,20,21,22,23,25,26	10,11	13,0	7,34	0,41	0,20
334659	8654	1,3,6,7,12,13	17 or 18	6,20	5,83	0,7	0,2
334666	8655	1,2,4,5,7,8	11	5,43	3,70	0,7	0,2

**Table 17:** Basic Forces  $F_4$  1 angle bracket per connection, connection timber to concrete/steel

EAN number	Type	Nail number $n_v$	Bolt number $n_h$	$F_{4,Rk}$ [kN]		bolt
				Timber	Steel	$k_{t,\perp}$
	8573 1395 1	5,6,7,8,9,10,11,12	4	9,28	6,63	1,00
	8573 13135 1	5,6,7,8,9,10,11,12,13,15,16,17,18,19	4	9,91	6,80	1,00

	8573 13285 1	5,6,7,8,9,10,11,12,13,15,16,17,18,19,21,22,23,24,25,26,27,28,29,30,32,33	4	13,7	6,44	1,00
330354	8622	1,2,6,7	16	5,61	2,67	1,0
	8622 7070 1FH	1,2,6,7	16	5,75	2,38	1,00
	8628	19,20,22,23,24,25,26,27,28,29,31,32	10	9,88	4,35	1,0
	8629	1,2,4,5	13	6,32	3,25	1,0
	8632 FH	1,2,4,5,6,7,8,9	20	9,77	4,60	1,0
	8632 90 FH 1Z2.0	1,2,4,5,6,7,8,9	14,15	9,21	3,42	0,50
	8633 FH	1,2,4,5,6,7,8,9	24	13,0	6,92	1,0
	8633 10FH 1Z2.0	1,2,4,5,6,7,8,9	10,11	12,5	4,76	0,50
	8633 10FH 1Z2.5	1,2,4,5,6,7,8,9	10,11	12,7	5,98	0,50
334659	8654	1,3,6,7,12,13	17 or 18	8,16	4,35	1,0
334666	8655	1,2,4,5,7,8	11	5,84	2,64	1,0

**Table 18:** Basic Forces  $F_5$ , 1 angle bracket per connection, connection timber to concrete/steel

EAN number	Type	Nail number $n_v$	Bolt number $n_h$	$F_{5,Rk}$ [kN]		bolt	
				Timber	Steel	$k_{t,\perp}$	$k_{t,\parallel}$
	8573 1395 1	5,6,7,8,9,10,11,12,13	4	2,07	4,03	1,00	1,63
	8573 13135 1	5,6,7,8,9,10,11,12,13,15,16,17,18,19	4	2,39	3,34	1,00	1,28
	8573 13285 1	5,6,7,8,9,10,11,12,13,15,16,17,18,19,21,22,23,24,25,26,27,28,29,30,32,33	4	2,47	3,65	1,00	1,25
330354	8622	1,2,6,7	16	1,40	1,06	1,0	0,6
	8622 7070 1FH	1,2,6,7	16	1,45	0,92	1,00	0,73
	8628	19,20,22,23,24,25,26,27,28,29,31,32	10	2,16	1,64	1,0	0,7
	8629	1,2,4,5	13	1,32	0,91	1,0	1,2
	8632 FH	1,2,4,5,6,7,8,9	20	2,59	1,73	1,0	0,5
	8632 90 FH 1Z2.0	1,2,4,5,6,7,8,9	14,15	2,62	1,54	0,50	0,60
	8633 FH	1,2,4,5,6,7,8,9	24	2,72	2,52	1,0	0,7
	8633 10FH 1Z2.0	1,2,4,5,6,7,8,9	10,11	2,40	1,86	0,50	1,11
	8633 10FH 1Z2.5	1,2,4,5,6,7,8,9	10,11	2,40	2,47	0,50	1,09
334659	8654	1,3,6,7,12,13	17 or 18	1,72	1,62	1,0	0,8
334666	8655	1,2,4,5,7,8	11	1,61	1,10	1,0	0,7

**Hold-Downs****Connections timber to concrete****Table 19:** Force  $F_1$  Column, 1 hold-down per connection, timber to concrete, softwood<sup>1)</sup>  $\rho_k = 350 \text{ kg/m}^3$ 

Type	Timber	Concrete	Steel				Bolt
	capacity per nail in the vertical flange <sup>3)</sup> $F_{v,Rk}$ [kN]		moment capacity $F_{m,Rk}$ [kN]		shear capacity $F_{c,Rk}$ [kN]	tensile capacity $F_{t,Rk}$ [kN]	factor $k_{t,II}$
			With base plate <sup>2)</sup>	With washer according to EN ISO 7091			
8791	n · 1,62	see EN1992	-	-	-	17,8	-
8791 1002 1	n · 1,62		15,1	1,23	11,5	15,7	2,67
8792	n · 1,62		-	-	-	17,8	-
8793	n · 1,62		-	-	-	17,8	-
8794	n · 1,62		-	-	-	17,8	-
8795 0090 1FH	n · 1,61		20,2	1,72	14,4	23,0	2,67
8795 1603 1	n · 1,60		9,38	1,24	17,3	24,1	2,87
8795 1603 1FH	n · 1,60		10,5	1,33	17,3	24,1	2,86
8795 2002 1D	n · 1,62		9,20	0,59	11,5	17,8	2,80
8795 2002 1E	n · 1,62		9,20	0,67	11,5	17,8	2,80
8795 3002 1D	n · 1,62		9,20	0,59	11,5	17,8	2,80
8795 3002 1E	n · 1,62		9,20	0,67	11,5	17,8	2,80
8795 4002 1D	n · 1,62		9,20	0,59	11,5	17,8	2,80
8795 4002 1E	n · 1,62		9,20	0,67	11,5	17,8	2,80
8795 5002 1D	n · 1,62		9,20	0,59	11,5	17,8	2,80
8795 5002 1E	n · 1,62		9,20	0,67	11,5	17,8	2,80
8795 6002 1D	n · 1,62		9,20	0,59	11,5	17,8	2,80
8795 6002 1E	n · 1,62		9,20	0,67	11,5	17,8	2,80
8799 1603 1D	n · 1,60		8,91	1,16	17,3	24,1	2,93
8799 2004 1D	n · 1,57		9,78	2,06	23,1	35,6	2,93
8799 2004 1E	n · 1,57		9,78	2,29	23,1	35,6	2,93
8799 3004 1D	n · 1,57		9,78	2,06	23,1	35,6	2,93
8799 3004 1E	n · 1,57		9,78	2,29	23,1	35,6	2,93
8799 4004 1D	n · 1,57		9,78	2,06	23,1	35,6	2,93
8799 4004 1E	n · 1,57		9,78	2,29	23,1	35,6	2,93
8799 5004 1D	n · 1,57		9,78	2,06	23,1	35,6	2,93
8799 5004 1E	n · 1,57		9,78	2,29	23,1	35,6	2,93
8799 6004 1D	n · 1,57		9,78	2,06	23,1	35,6	2,93
8799 6004 1E	n · 1,57		9,78	2,29	23,1	35,6	2,93

<sup>1)</sup> For other characteristic softwood densities,  $F_{v,Rk}$  is multiplied by  $k_{dens} = \left(\frac{\rho_k}{350}\right)^{0,5}$

For hardwoods,  $F_{v,Rk}$  is calculated according to EN 1995-1-1

<sup>2)</sup> Base plates according to the engineering drawings must be used

<sup>3)</sup> If a wood-based panel interlayer with a thickness of not more than 26 mm is placed between the connector plate and the timber member, the lateral load-carrying capacity of the nail has to take into account the effect of the interlayer.

**Table 20:** Force  $F_1$  Column, 1 hold-down per connection, timber to timber, softwood<sup>1)</sup>  $\rho_k = 350 \text{ kg/m}^3$ 

Type	Timber	Steel		Bolt
	capacity per nail in the vertical flange <sup>3)</sup> $F_{v,Rk}$ [kN]	moment capacity $F_{m,Rk}$ [kN]		factor $k_{t,II}$
		With base plate <sup>2)</sup>	With washer according to EN ISO 7091	
8791 1002 1	(n-1)·1,62	0,91	0,91	1,0
8795 0090 1FH	(n-1)·1,61	1,84	1,84	
8795 1603 1	(n-1)·1,60	1,18	1,18	
8795 1603 1FH	(n-1)·1,60	1,32	1,32	
8795 2002 1D	(n-1)·1,62	0,56	0,56	
8795 2002 1E	(n-1)·1,62	0,56	0,56	
8795 3002 1D	(n-1)·1,62	0,56	0,56	
8795 3002 1E	(n-1)·1,62	0,56	0,56	
8795 4002 1D	(n-1)·1,62	0,56	0,56	
8795 4002 1E	(n-1)·1,62	0,56	0,56	
8795 5002 1D	(n-1)·1,62	0,56	0,56	
8795 5002 1E	(n-1)·1,62	0,56	0,56	
8795 6002 1D	(n-1)·1,62	0,56	0,56	
8795 6002 1E	(n-1)·1,62	0,56	0,56	
8799 1603 1D	(n-1)·1,60	1,13	1,13	
8799 2004 1D	(n-1)·1,57	2,00	2,00	
8799 2004 1E	(n-1)·1,57	2,00	2,00	
8799 3004 1D	(n-1)·1,57	2,00	2,00	
8799 3004 1E	(n-1)·1,57	2,00	2,00	
8799 4004 1D	(n-1)·1,57	2,00	2,00	
8799 4004 1E	(n-1)·1,57	2,00	2,00	
8799 5004 1D	(n-1)·1,57	2,00	2,00	
8799 5004 1E	(n-1)·1,57	2,00	2,00	
8799 6004 1D	(n-1)·1,57	2,00	2,00	
8799 6004 1E	(n-1)·1,57	2,00	2,00	

<sup>1)</sup> For other characteristic softwood densities,  $F_{v,Rk}$  is multiplied by  $k_{dens} = \left(\frac{\rho_k}{350}\right)^{0,5}$

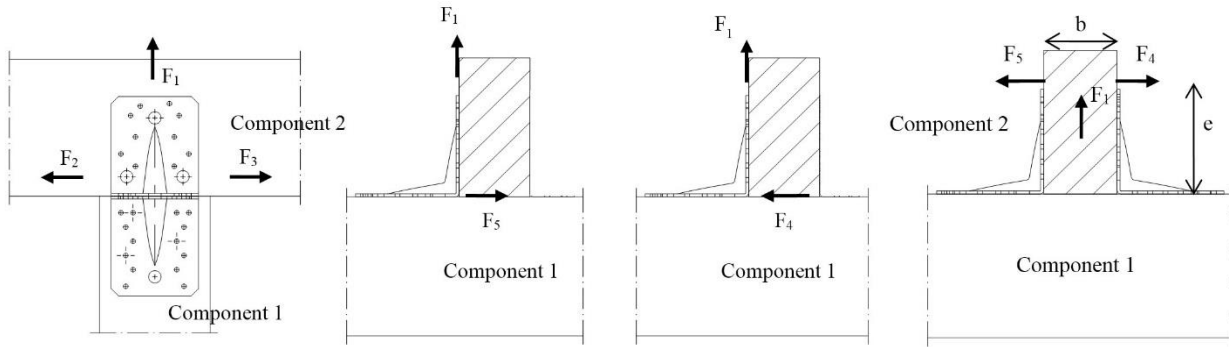
For hardwoods,  $F_{v,Rk}$  is calculated according to EN 1995-1-1

<sup>2)</sup> Base plates according to the engineering drawings must be used

<sup>3)</sup> If a wood-based panel interlayer with a thickness of not more than 26 mm is placed between the connector plate and the timber member, the lateral load-carrying capacity of the nail has to take into account the effect of the interlayer.

## Definitions of forces, their directions and eccentricity

### Forces - Beam to beam connection



### Fastener specification

Holes are marked with numbers referring to the nailing pattern in Annex B.

### Acting forces

- $F_1$  Lifting force acting in the central axis of the joint. The components shall be prevented from rotation.
- $F_2$  and  $F_3$  Lateral force acting in the joint between the component 2 and the component 1 in the component 2 direction. The components shall be prevented from rotation.
- $F_4$  and  $F_5$  Lateral force acting in the component 1 direction along the central axis of the joint. The components shall be prevented from rotation.  
Only for double angle brackets per connection: The load may be applied with an eccentricity  $e$ , then a design for combined loading is required.

### Double angle brackets per connection

The angle brackets must be placed at each side opposite each other, symmetric to the component axis.

### Wane

Wane is not allowed, the timber has to be sharp-edged in the area of the angle brackets.

### Timber splitting

For the lifting force  $F_1$  it must be checked in accordance with Eurocode 5 or a similar national Timber Code that splitting will not occur.

### Combined forces

If the forces  $F_1$  and  $F_2/F_3$  or  $F_4/F_5$  act at the same time, the following inequality shall be fulfilled:

$$\left( \frac{F_{1,Ed}}{F_{1,Rd}} \right)^2 + \left( \frac{F_{2,Ed}}{F_{2,Rd}} \right)^2 + \left( \frac{F_{3,Ed}}{F_{3,Rd}} \right)^2 + \left( \frac{F_{4,Ed}}{F_{4,Rd}} \right)^2 + \left( \frac{F_{5,Ed}}{F_{5,Rd}} \right)^2 \leq 1$$

The forces  $F_2$  and  $F_3$  or  $F_4$  and  $F_5$  are forces with opposite direction. Therefore only one force  $F_2$  or  $F_3$ , respectively, and  $F_4$  or  $F_5$ , respectively, is able to act simultaneously with  $F_1$ , while the other shall be set to zero.

If the load  $F_{4/5}$  is applied with an eccentricity  $e$ , a design for combined loading **for connections with double angle brackets** is required. Here, an additional force  $\Delta F_{1,Ed}$  has to be added to the existing force  $F_{1,Ed}$ .

$$\Delta F_{1,Ed} = F_{4/5,Ed} \cdot \frac{e}{b}$$

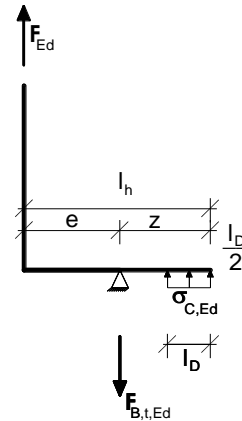
$b$  is the width of component 2.

### Connection of timber to concrete or steel with bolts or metal anchors

The load  $F_{B,Ed}$  for the design of the maximally loaded bolt or metal anchor is calculated as:

$$F_{B,t,Ed} = k_{t,\parallel} \cdot F_{Ed}$$

$$F_{B,v,Ed} = k_{t,\perp} \cdot F_{Ed}$$



where:

- $F_{B,t,Ed}$  Resulting tensile load on the maximally loaded bolt in the group in N
- $F_{B,v,Ed}$  Resulting shear load on the maximally loaded bolt in the group in N
- $k_{t,\parallel}$  Coefficient taking into account the resulting axial force
- $k_{t,\perp}$  Coefficient taking into account the moment arm or hole tolerance, respectively
- $F_{Ed}$  Load on vertical flap of the angle bracket or pair of angle brackets in N
- $\sigma_{C,Ed}$  compressive stress on the support in N/mm<sup>2</sup>
- $l_D$  Length of the section under compressive stress in mm (usually 10 mm)

### GAH Angle Brackets

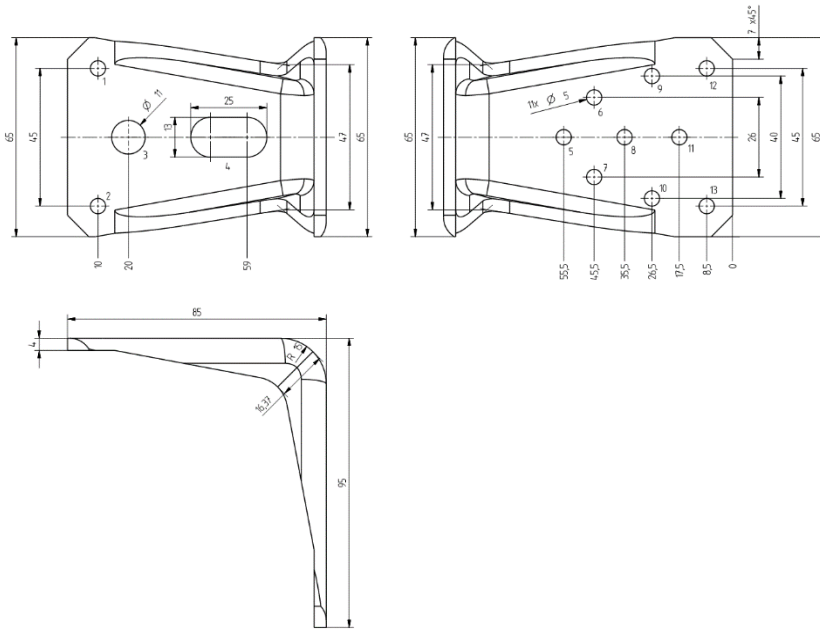


Figure A.1 Angle Bracket 8573 0095 1

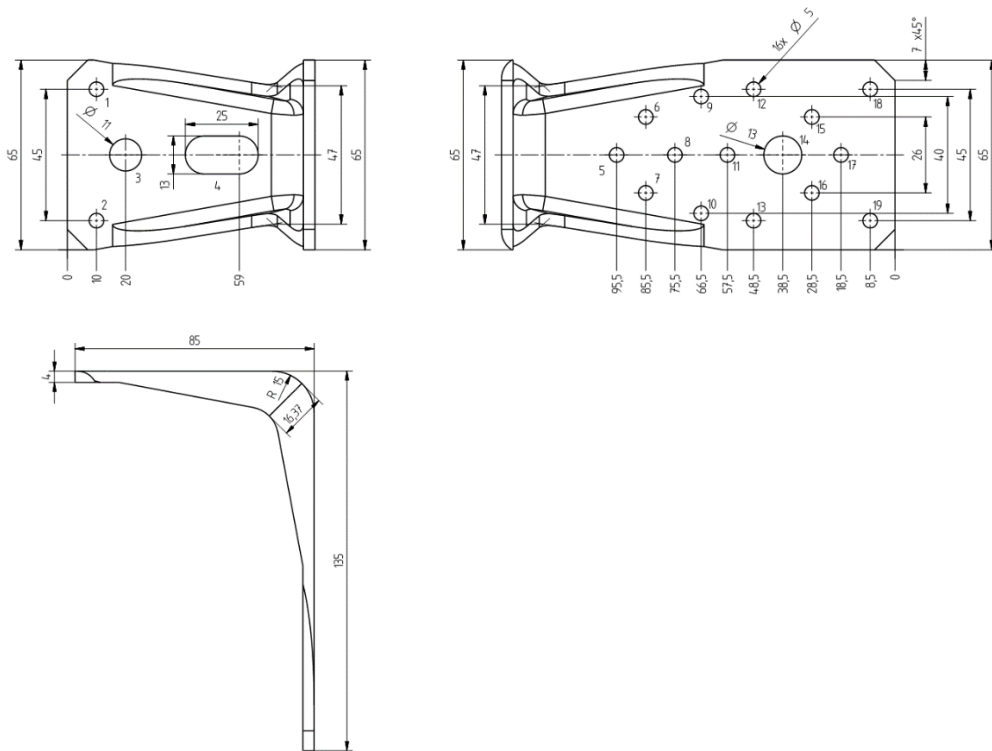


Figure A.2 Angle Bracket 8573 0135 1



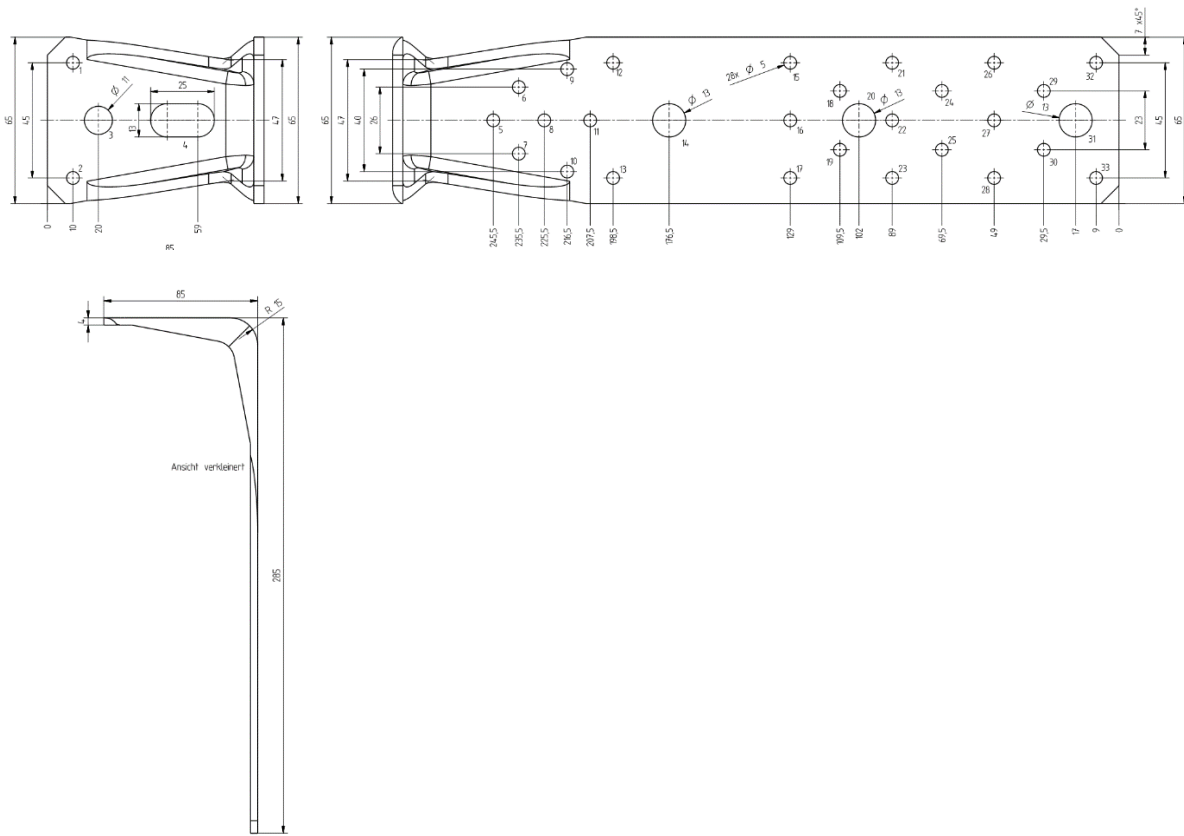


Figure A.3 Angle Bracket 8573 0285 1

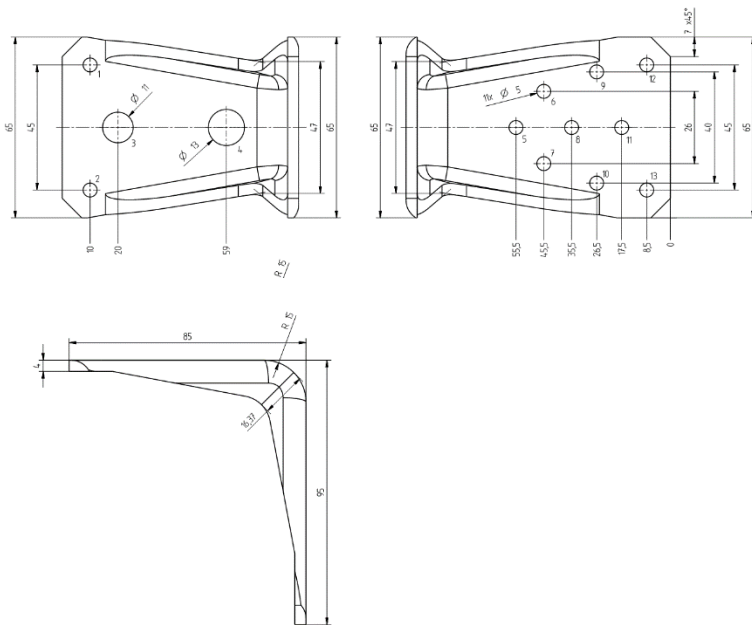


Figure A.4 Angle Bracket 8573 1395 1

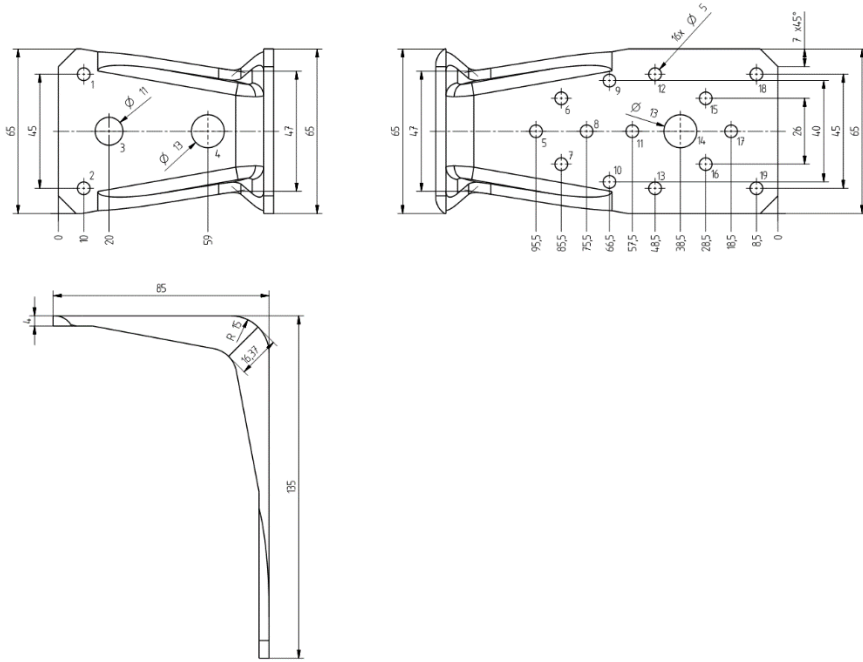


Figure A.5 Angle Bracket 8573 13135 1

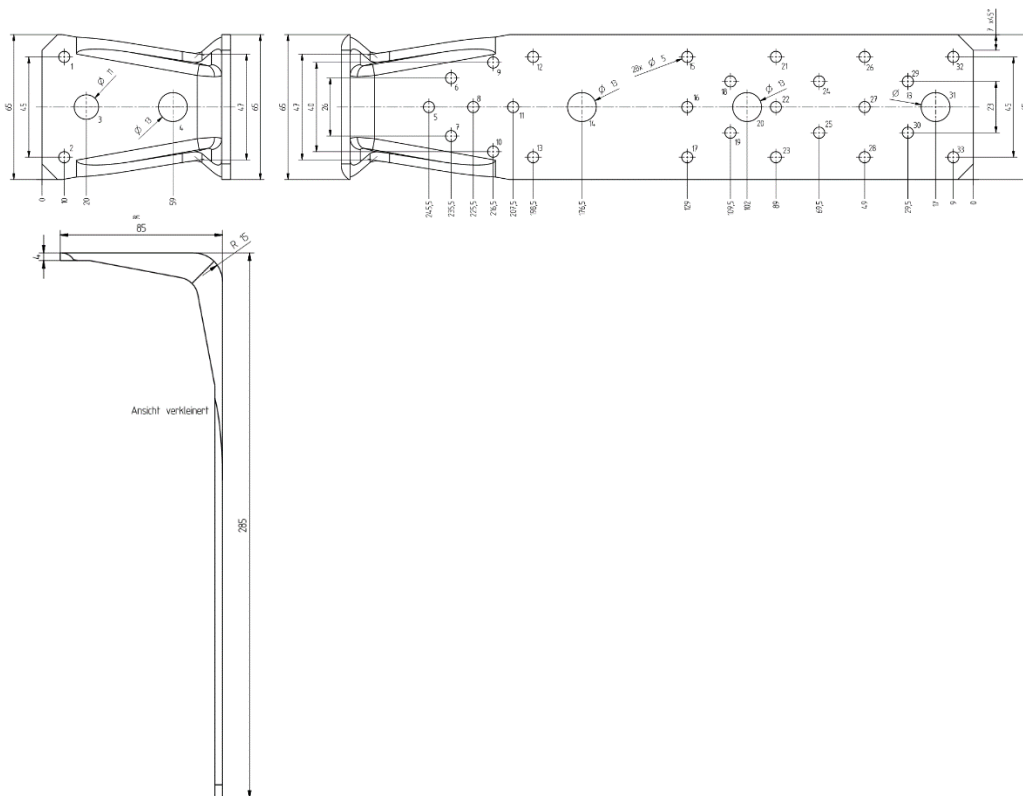


Figure A.6 Angle Bracket 8573 13285 1

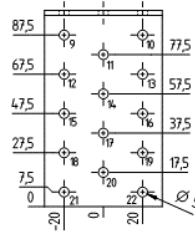
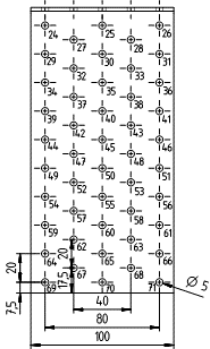
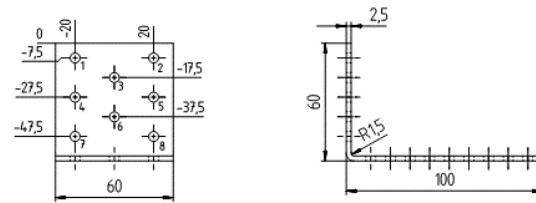
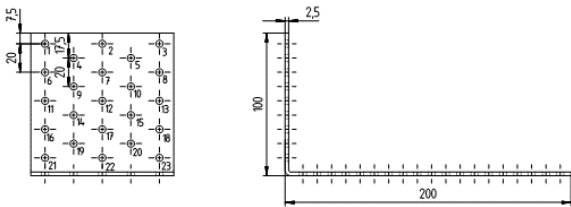


Figure A.7 Angle Bracket 8590 1020 1

Figure A.8 Angle Bracket 8591 1060 1

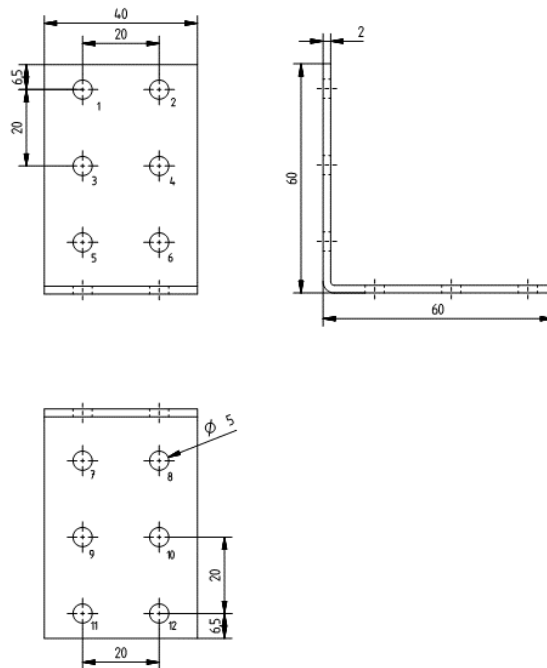
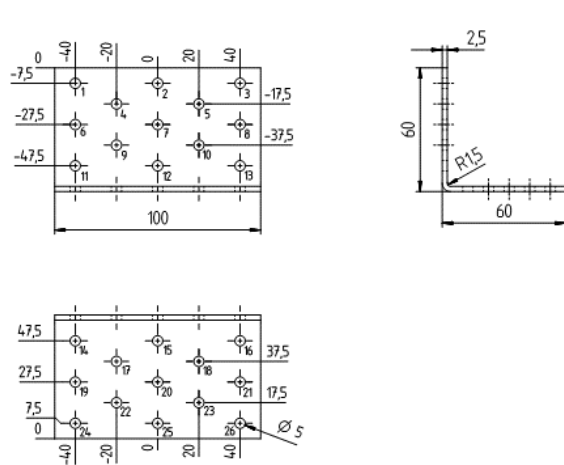


Figure A.9 Angle Bracket 8592 6060 1

Figure A.10 Angle Bracket 8593 6060 1

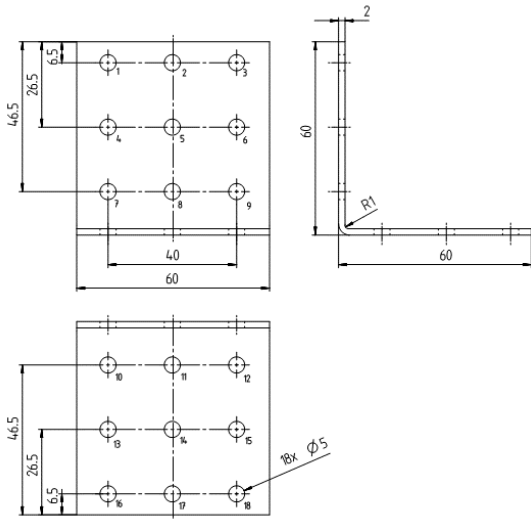


Figure A.11 Angle Bracket 8594 6060 1

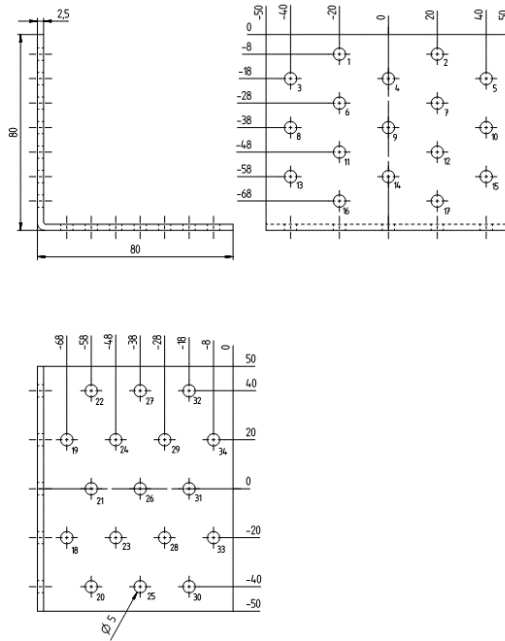


Figure A.12 Angle Bracket 8595 8080 1

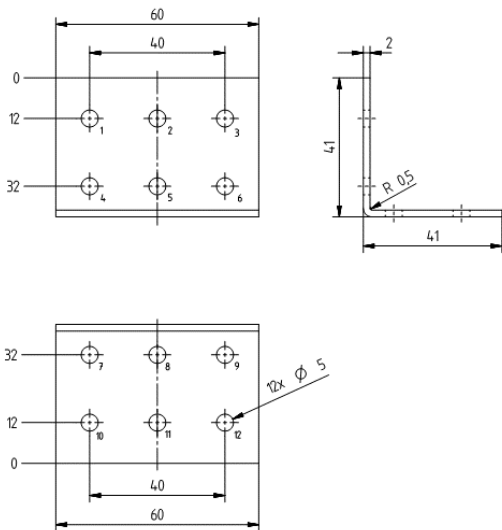


Figure A.13 Angle Bracket 8596 4060 1

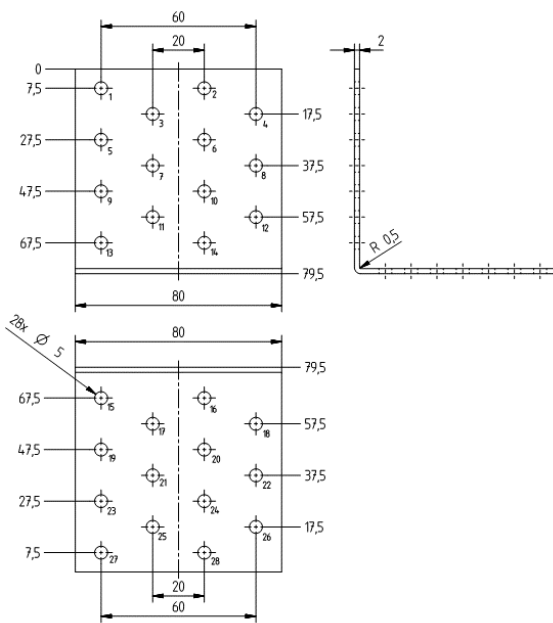


Figure A.14 Angle Bracket 8597 8080 1

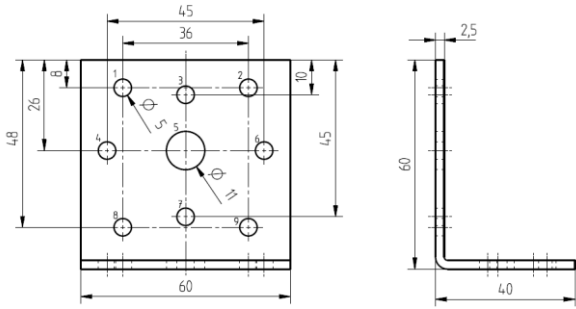


Figure A.15 Angle Bracket 8612

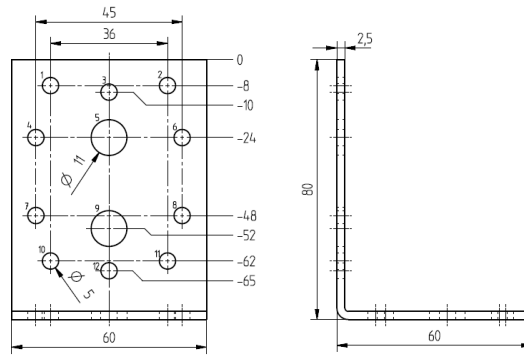


Figure A.16 Angle Bracket 8613

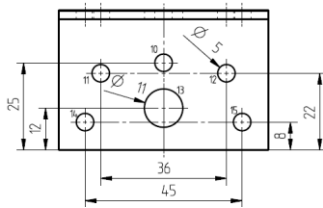


Figure A.17 Angle Bracket 8614

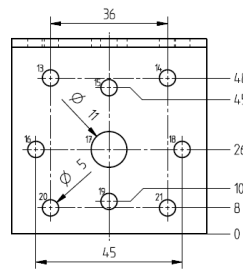
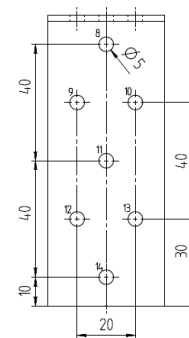
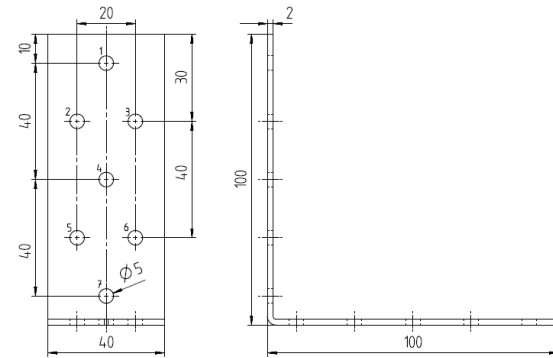
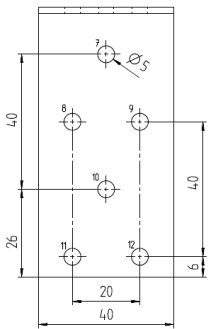
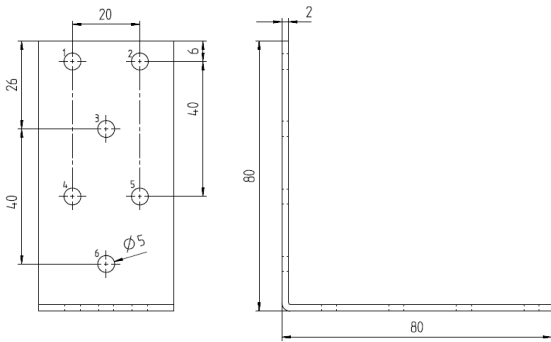


Figure A.18 Angle Bracket 8615



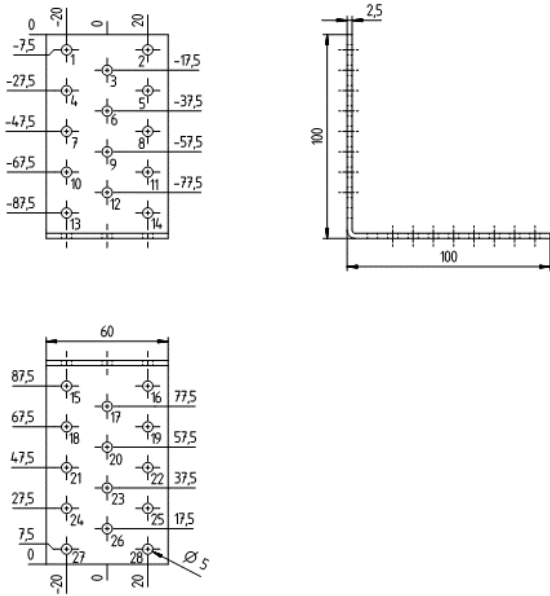


Figure A.19 Angle Bracket 8616

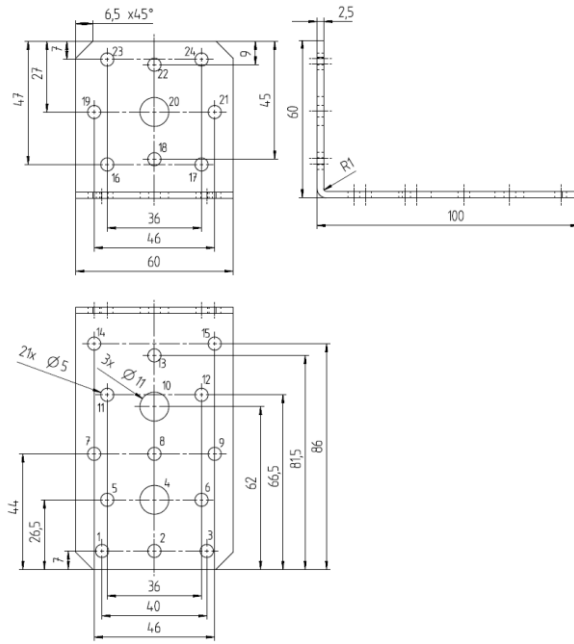


Figure A.20 Angle Bracket 8617

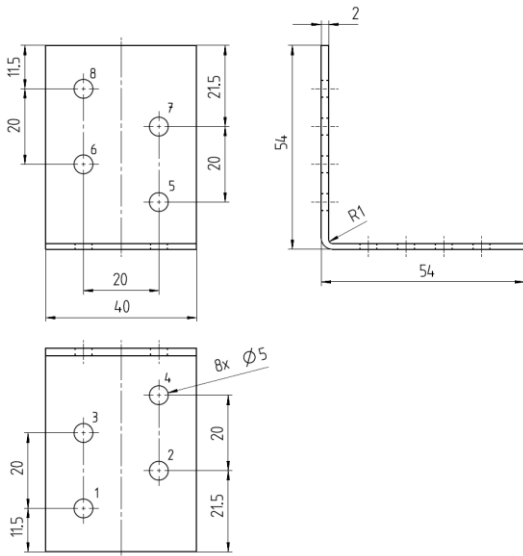


Figure A.21 Angle Bracket 8620

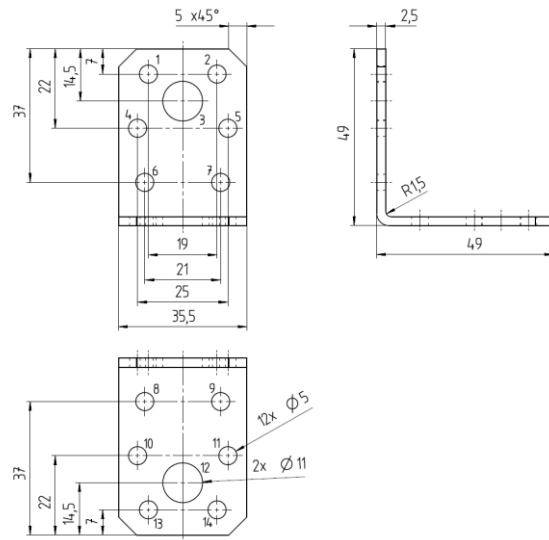


Figure A.22 Angle Bracket 8621

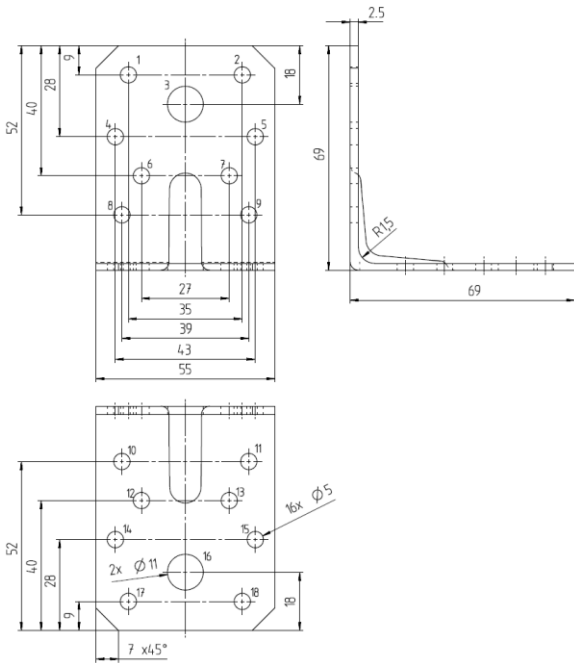


Figure A.23 Angle Bracket 8622

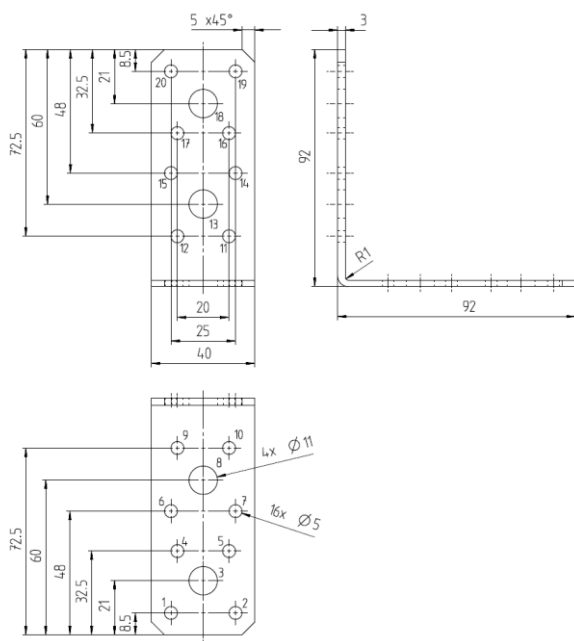


Figure A.24 Angle Bracket 8623

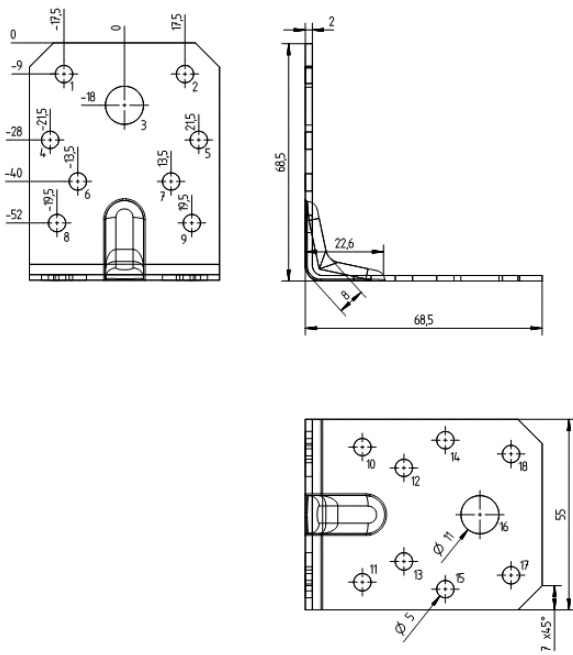


Figure A.25 Angle Bracket 8622 70 70 1FH

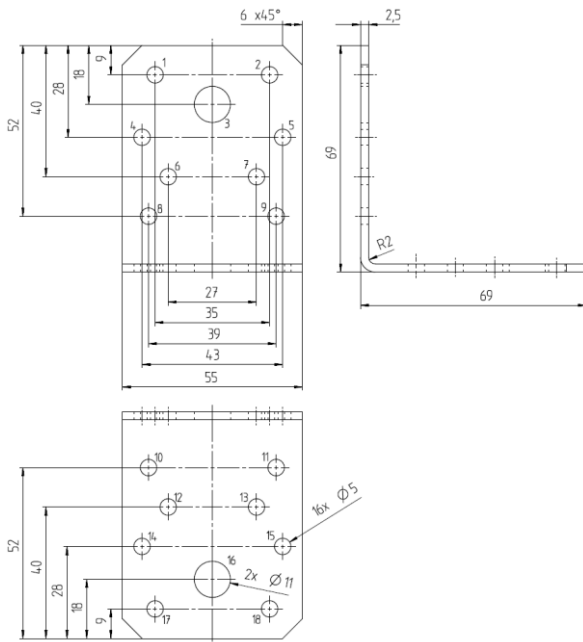


Figure A.26 Angle Bracket 8624

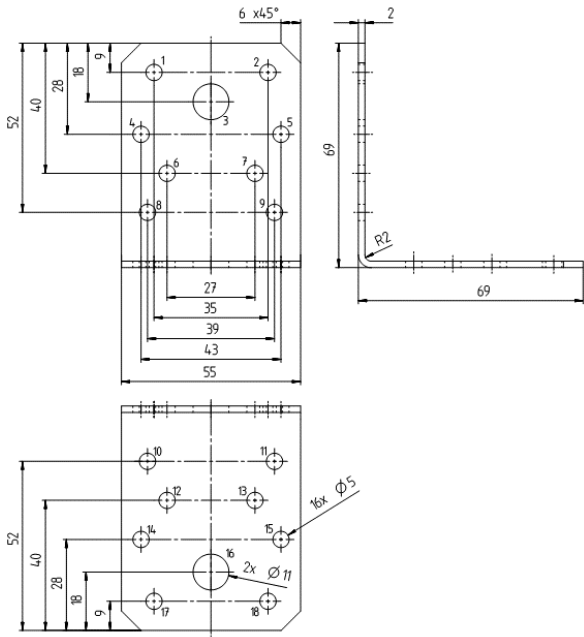


Figure A.27 Angle Bracket 8624 0070 1PLZ

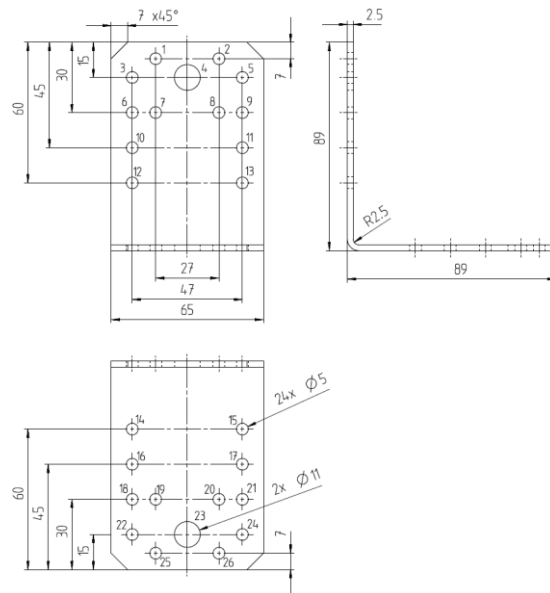


Figure A.28 Angle Bracket 8625

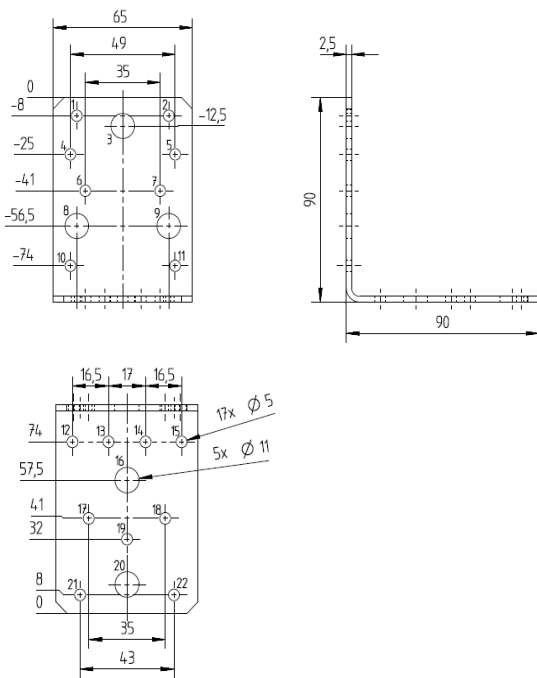


Figure A.29 Angle Bracket 8625 FH

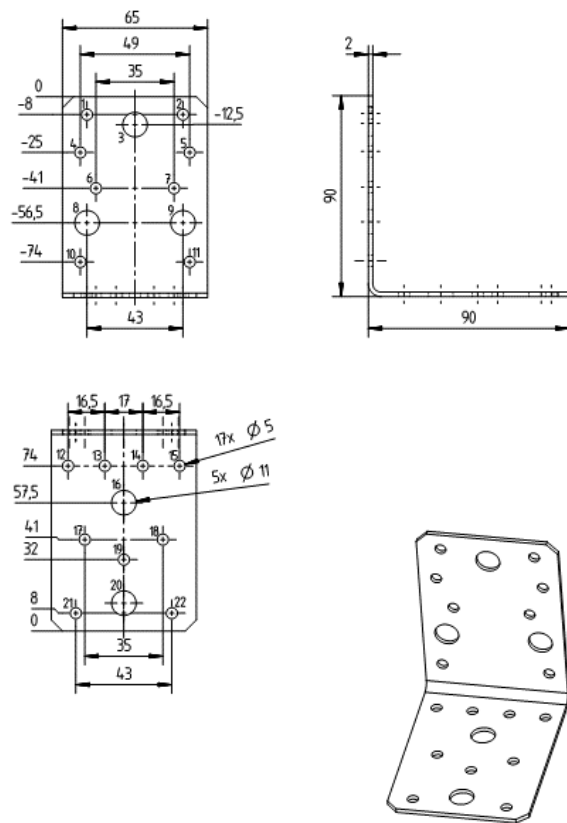


Figure A.30 Angle Bracket 8625 90PL 1Z



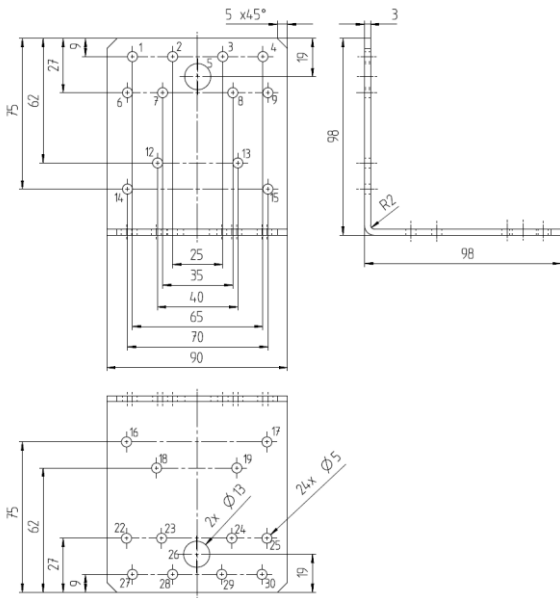


Figure A.31 Angle Bracket 8626

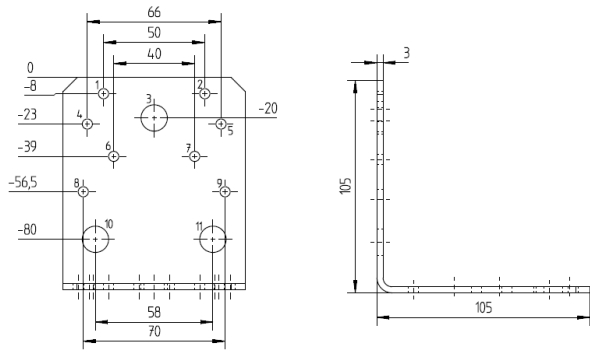


Figure A.32 Angle Bracket 8626 FH

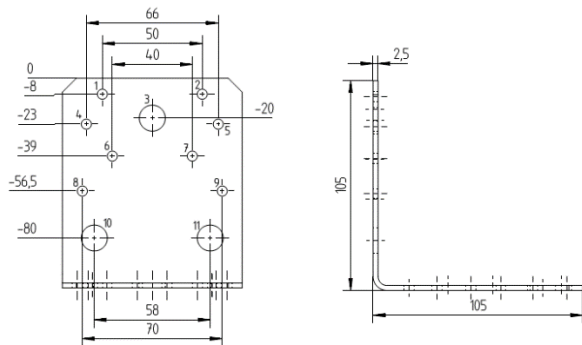
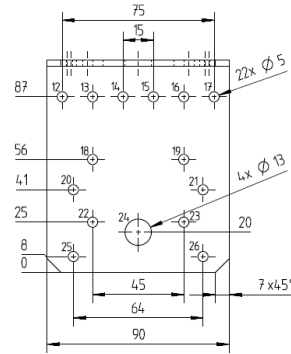
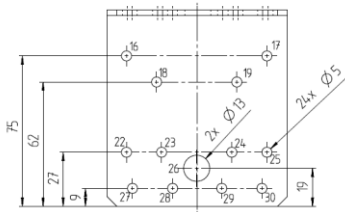


Figure A.33 Angle Bracket 8626 10PL 1

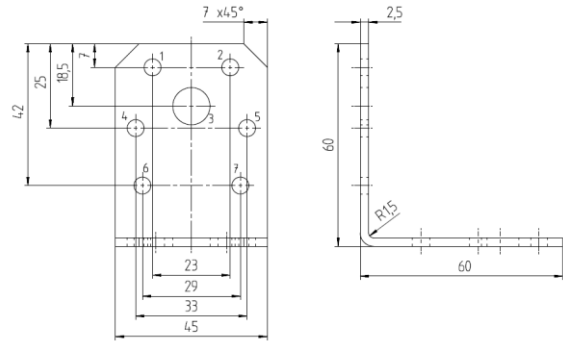
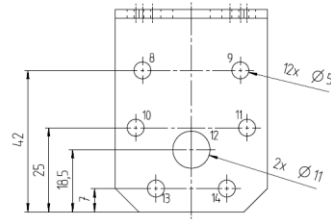
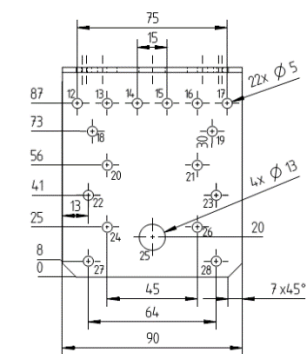


Figure A.34 Angle Bracket 8627



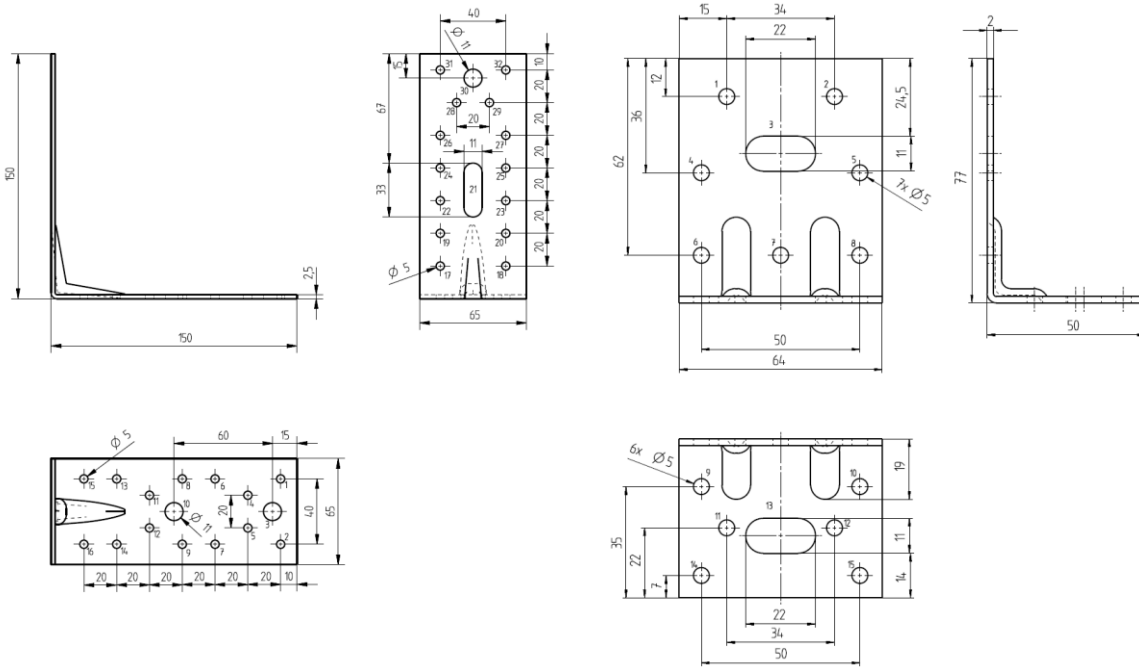


Figure A.35 Angle Bracket 8628

Figure A.36 Angle Bracket 8629

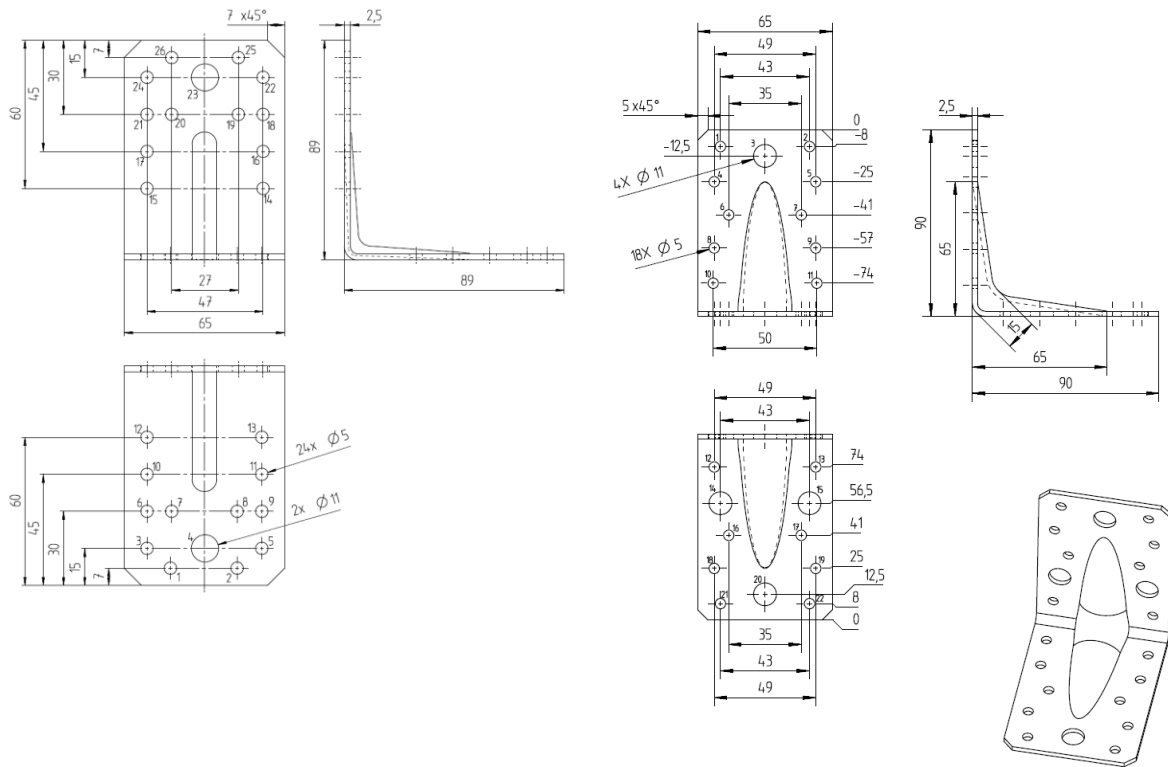


Figure A.37 Angle Bracket 8632

Figure A.38 Angle Bracket 8632 FH

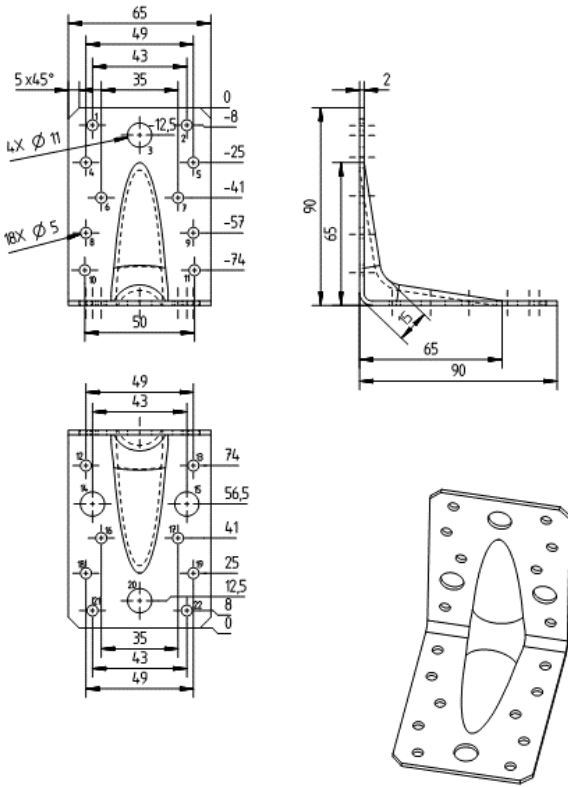


Figure A.39 Angle Bracket 8632 90FH 1Z2.0

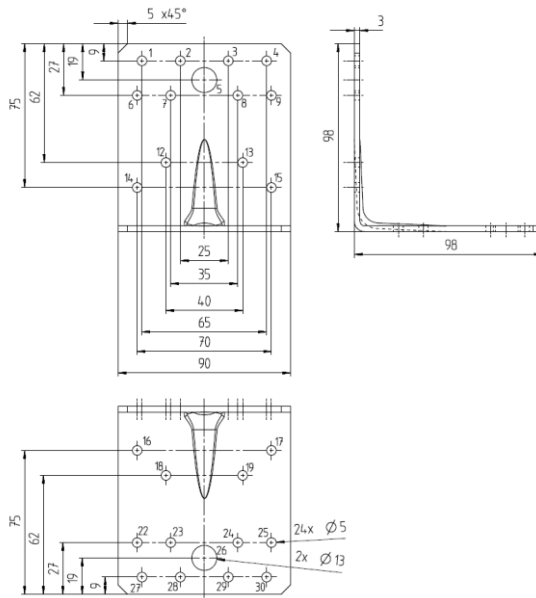


Figure A.40 Angle Bracket 8633

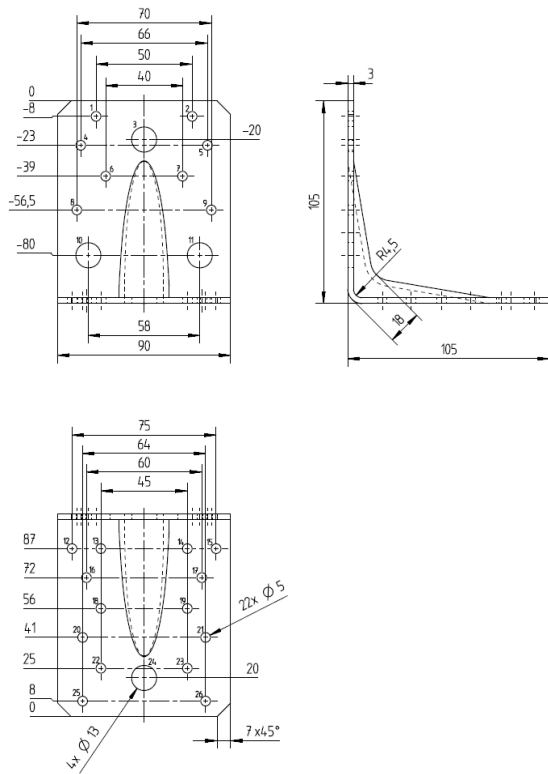


Figure A.41 Angle Bracket 8633 FH

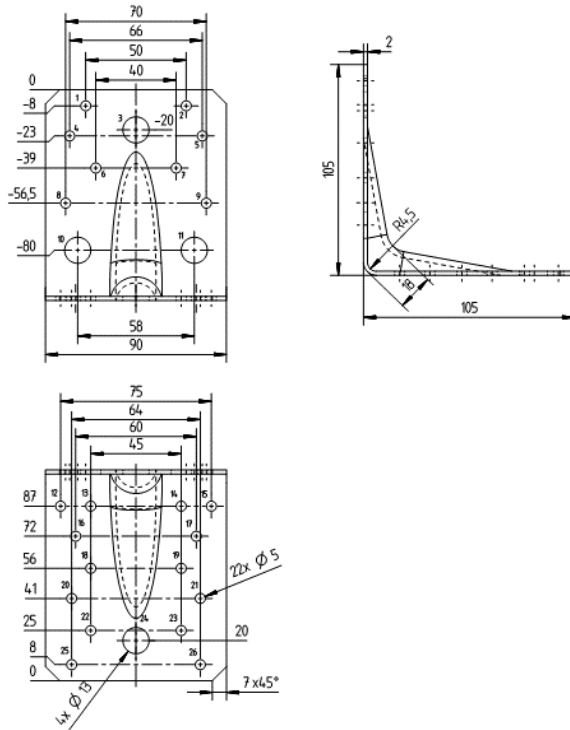


Figure A.42 Angle Bracket 8633 10FH 1Z2.0

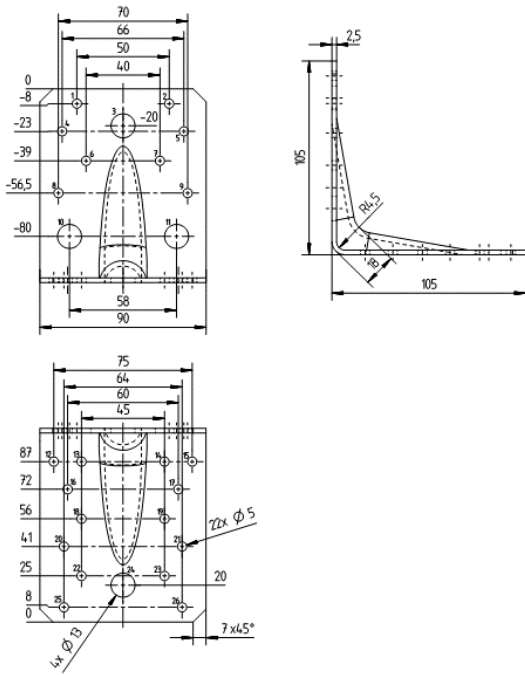


Figure A.43 Angle Bracket 8633 10FH 1Z2.5

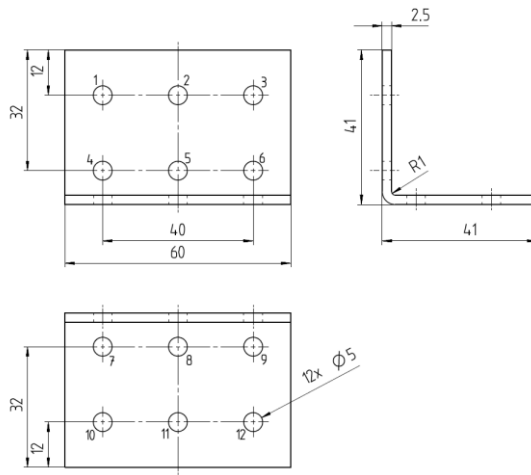


Figure A.44 Angle Bracket 8634

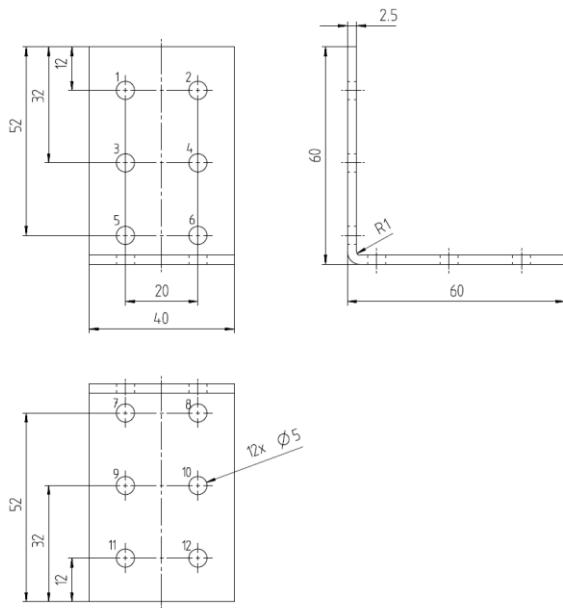


Figure A.45 Angle Bracket 8635

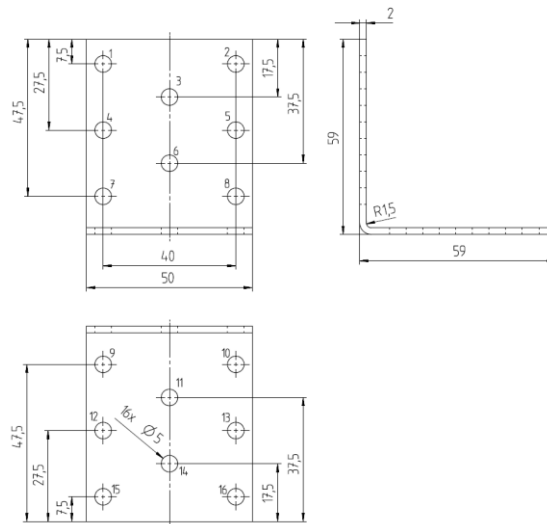


Figure A.46 Angle Bracket 8636

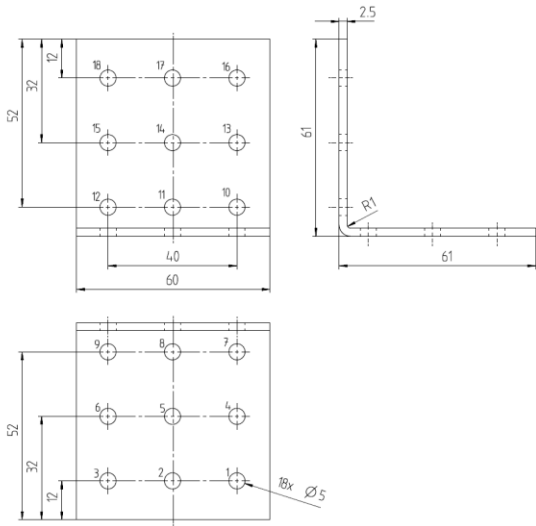


Figure A.47 Angle Bracket 8637

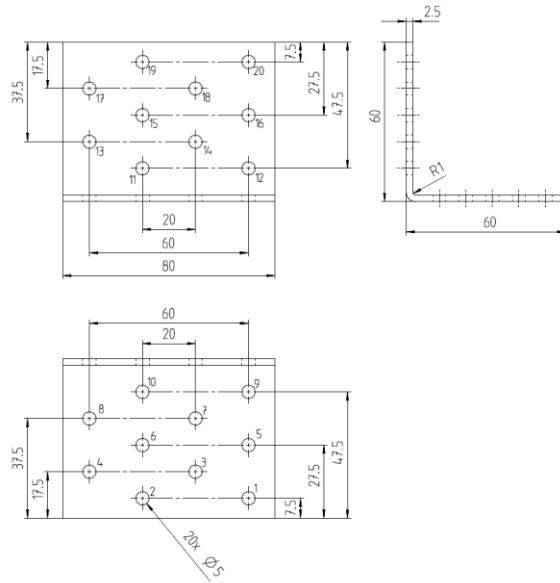


Figure A.48 Angle Bracket 8638

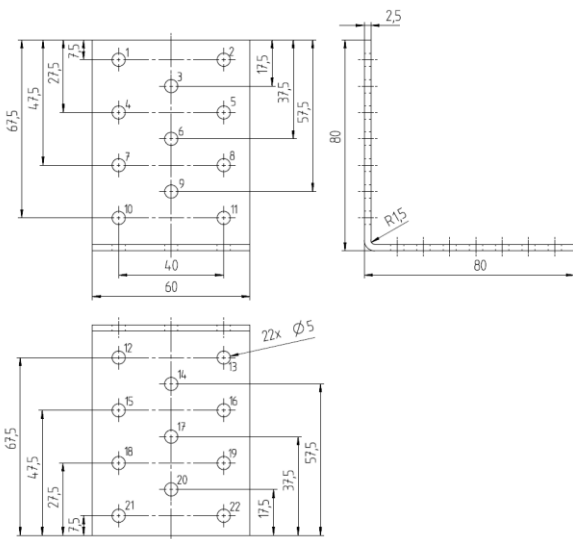


Figure A.49 Angle Bracket 8640

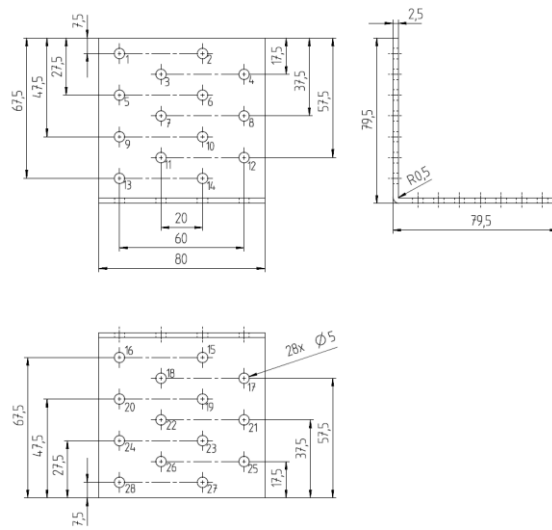


Figure A.50 Angle Bracket 8641

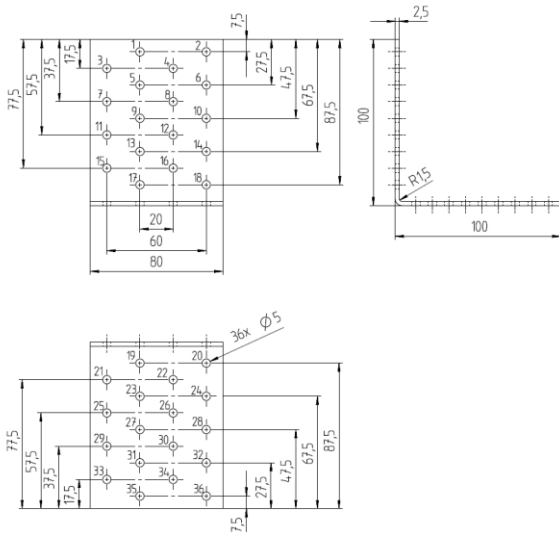


Figure A.51 Angle Bracket 8644

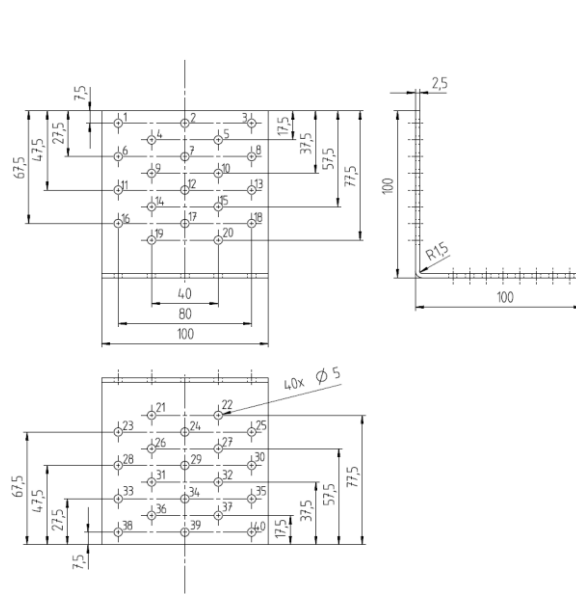


Figure A.52 Angle Bracket 8645

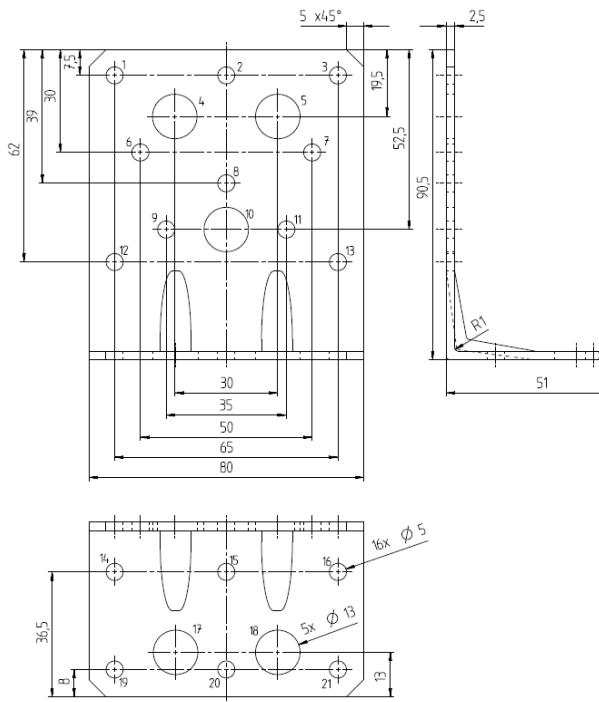


Figure A.53 Angle Bracket 8654

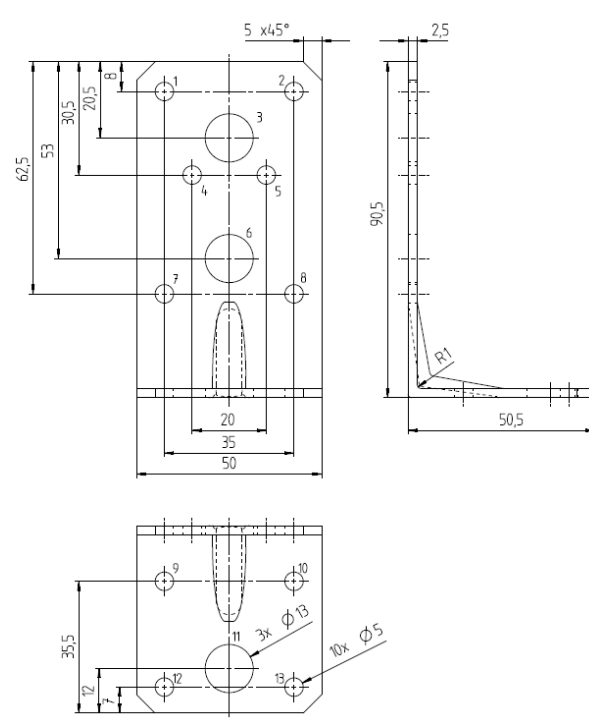


Figure A.54 Angle Bracket 8655

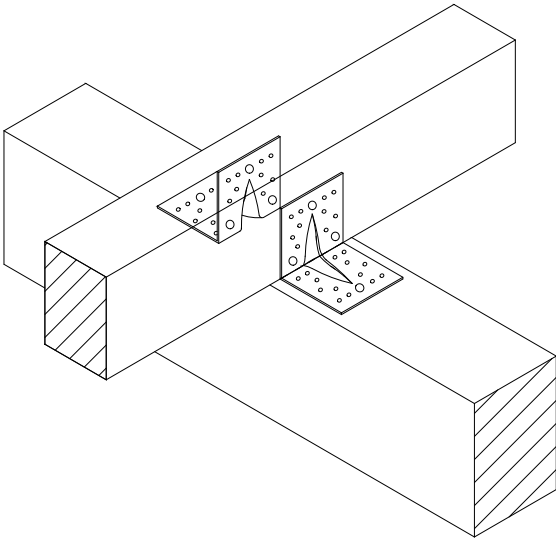


Figure A.55 Typical installation

**GAH Hold-downs**

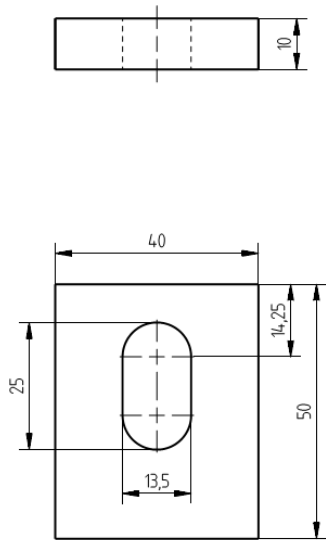


Figure A.56 base plate for hold-downs

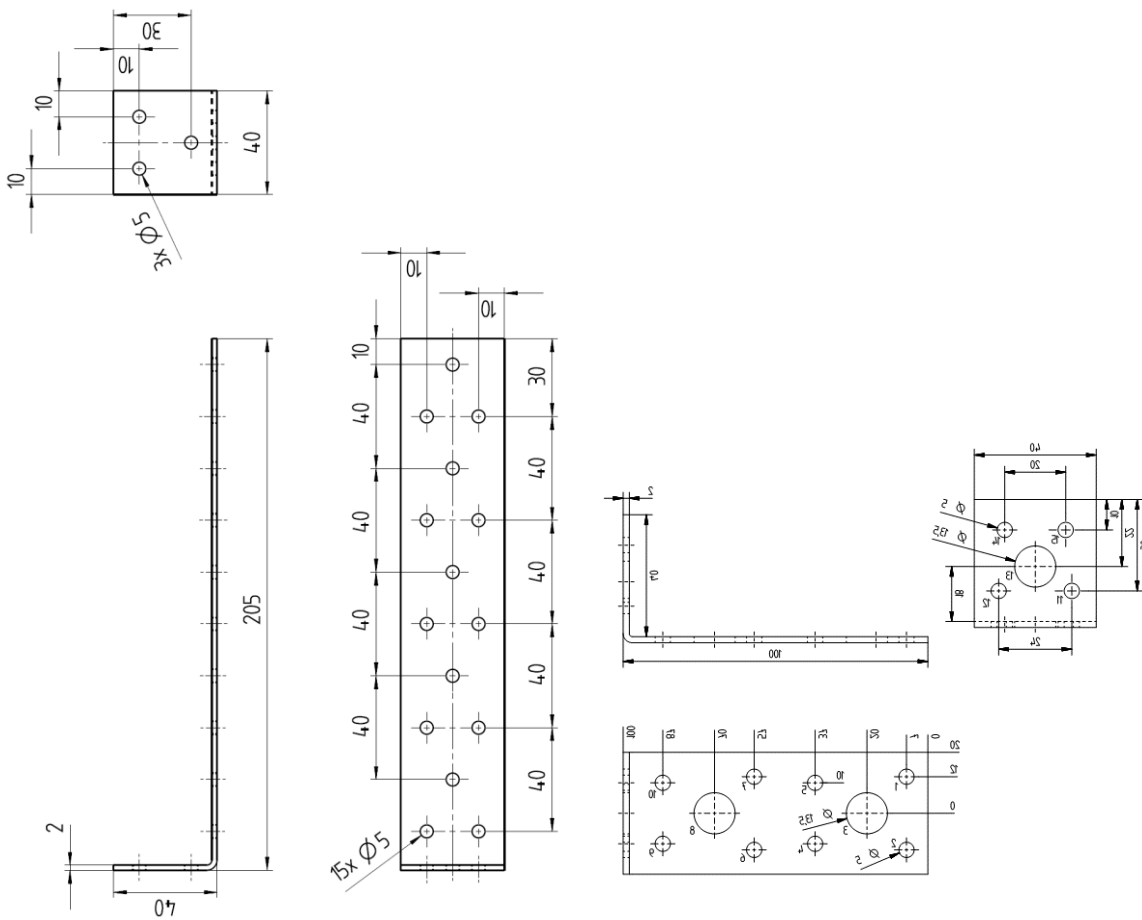


Figure A.57 hold-down 8791

Figure A.58 hold-down 8791 1002 1



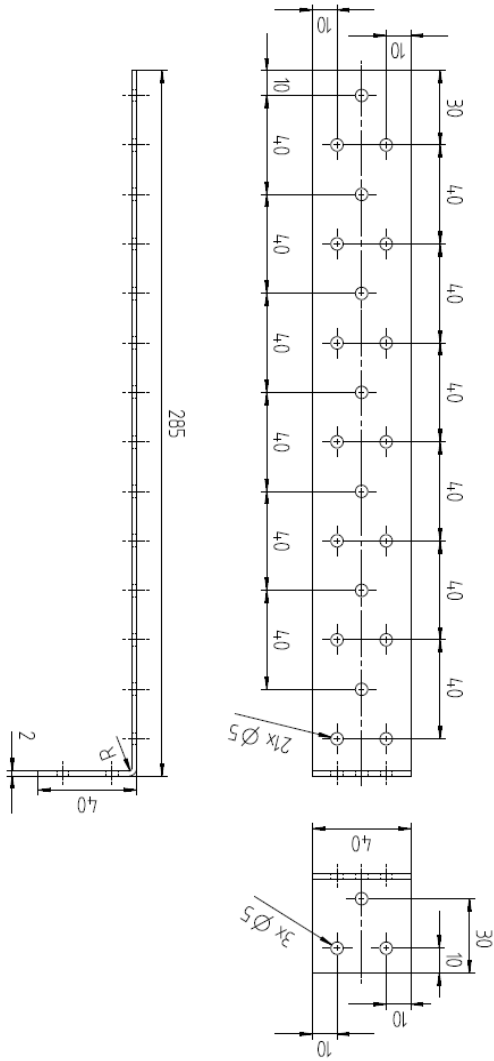


Figure A.59 hold-down 8792




Figure A.60 hold-down 8793

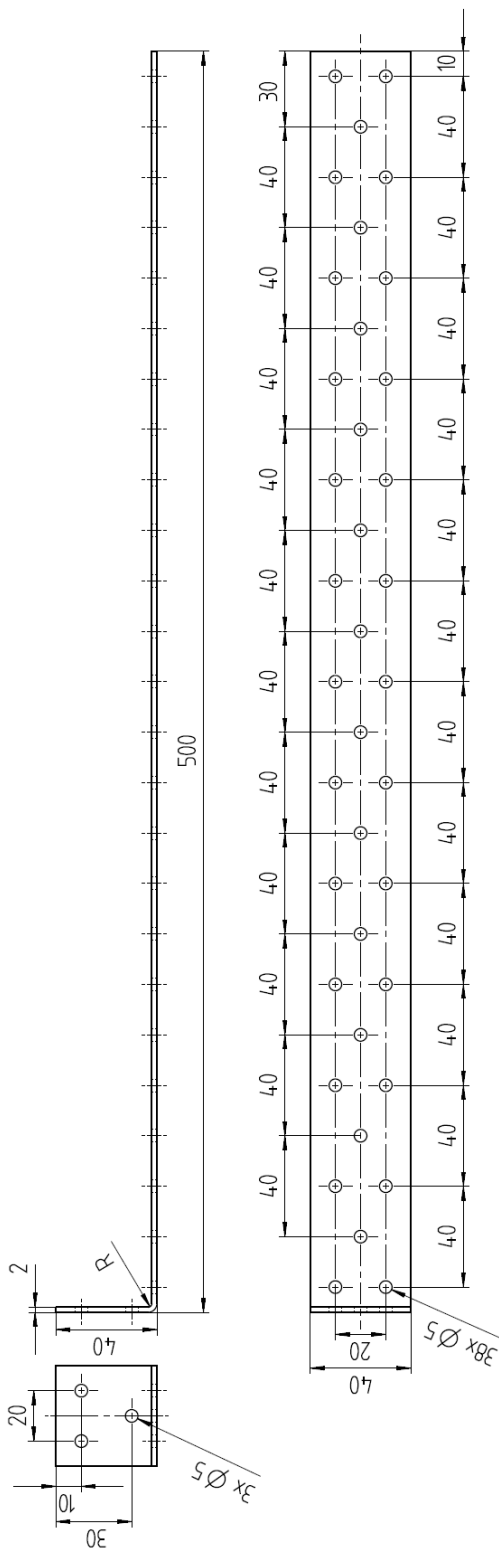


Figure A.61 hold-down 8794

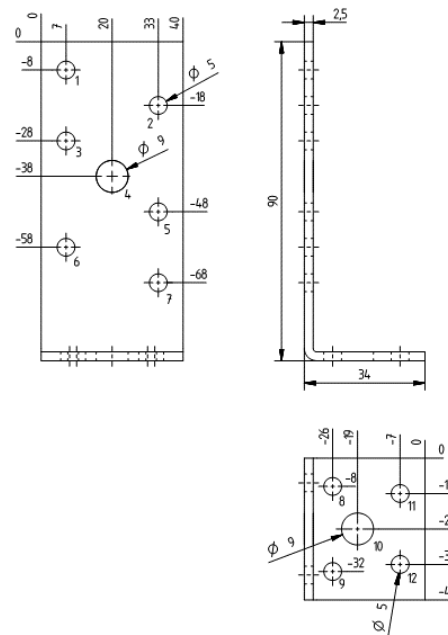


Figure A.62 hold-down 8795 0090 1FH

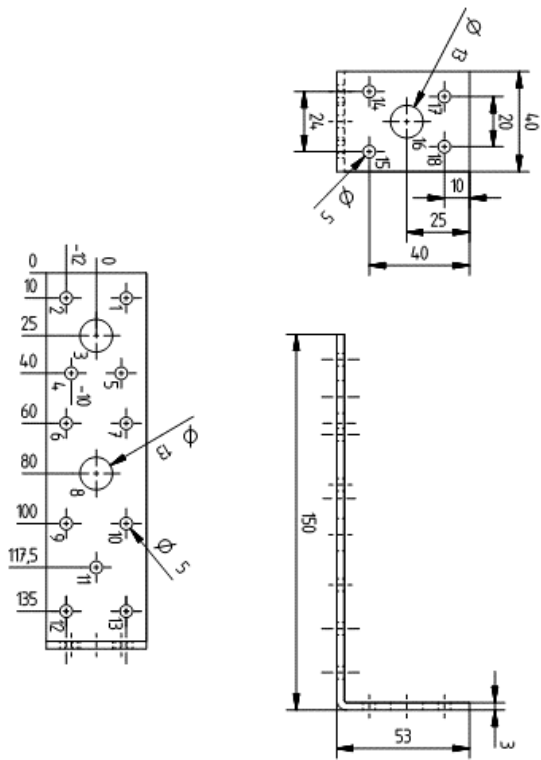


Figure A.63 hold-down 8795 1603 1

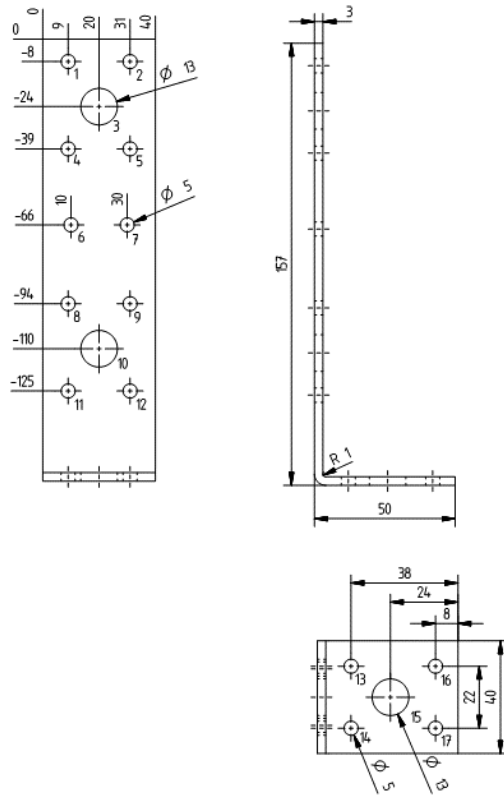


Figure A.64 hold-down 8795 1603 1FH

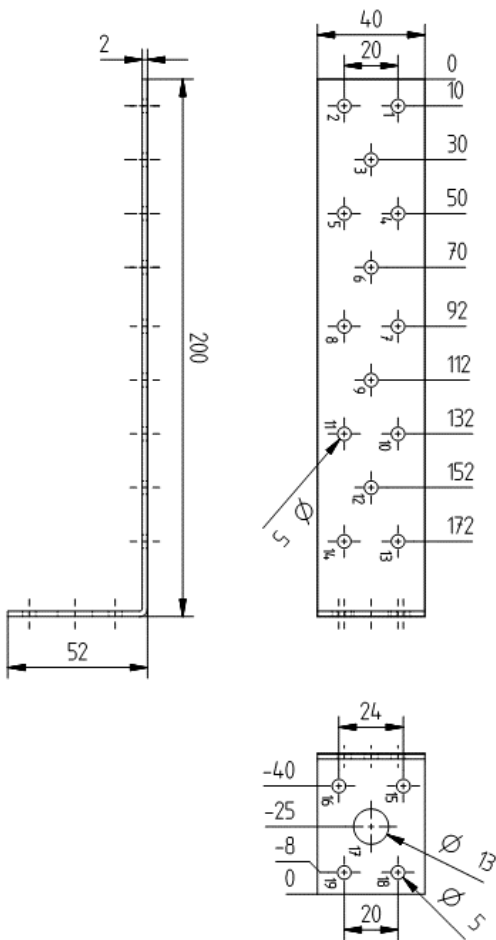


Figure A.65 hold-down 8795 2002 1D

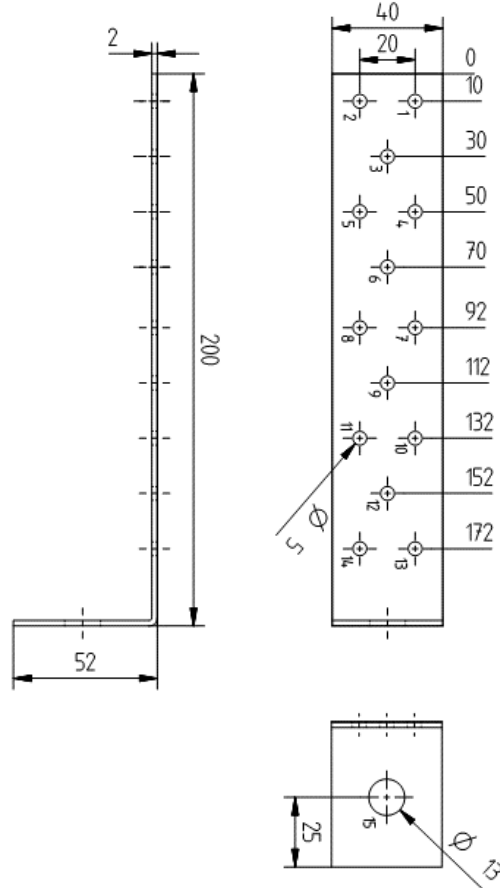


Figure A.66 hold-down 8795 2002 1E

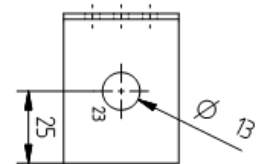
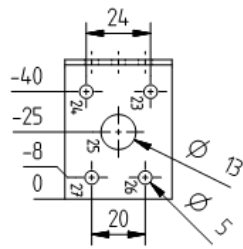
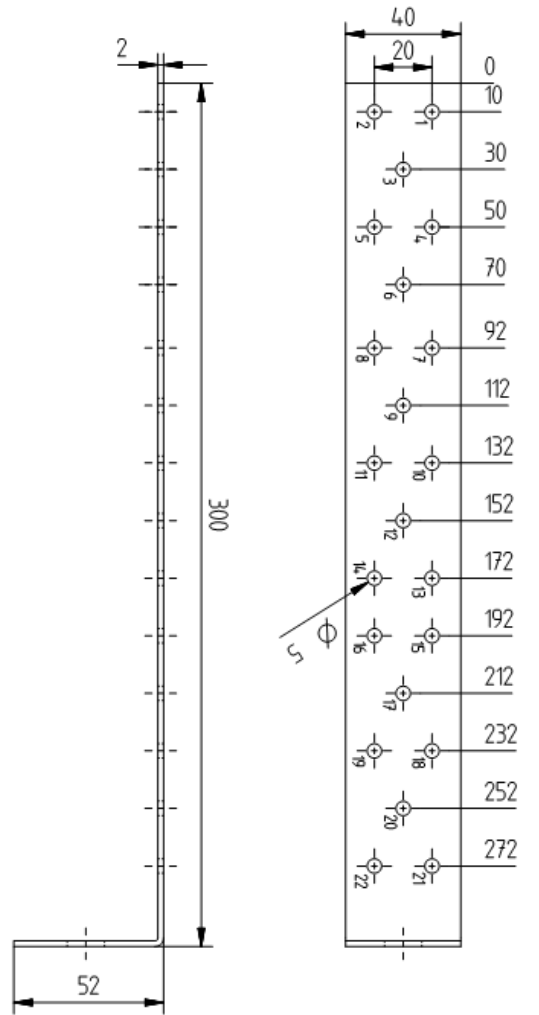
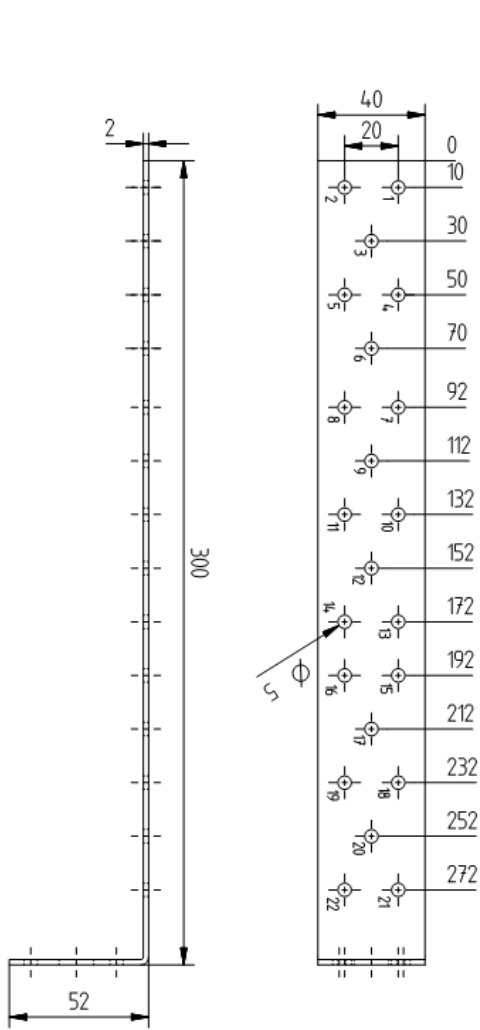


Figure A.67 hold-down 8795 3002 1D

Figure A.68 hold-down 8795 3002 1E

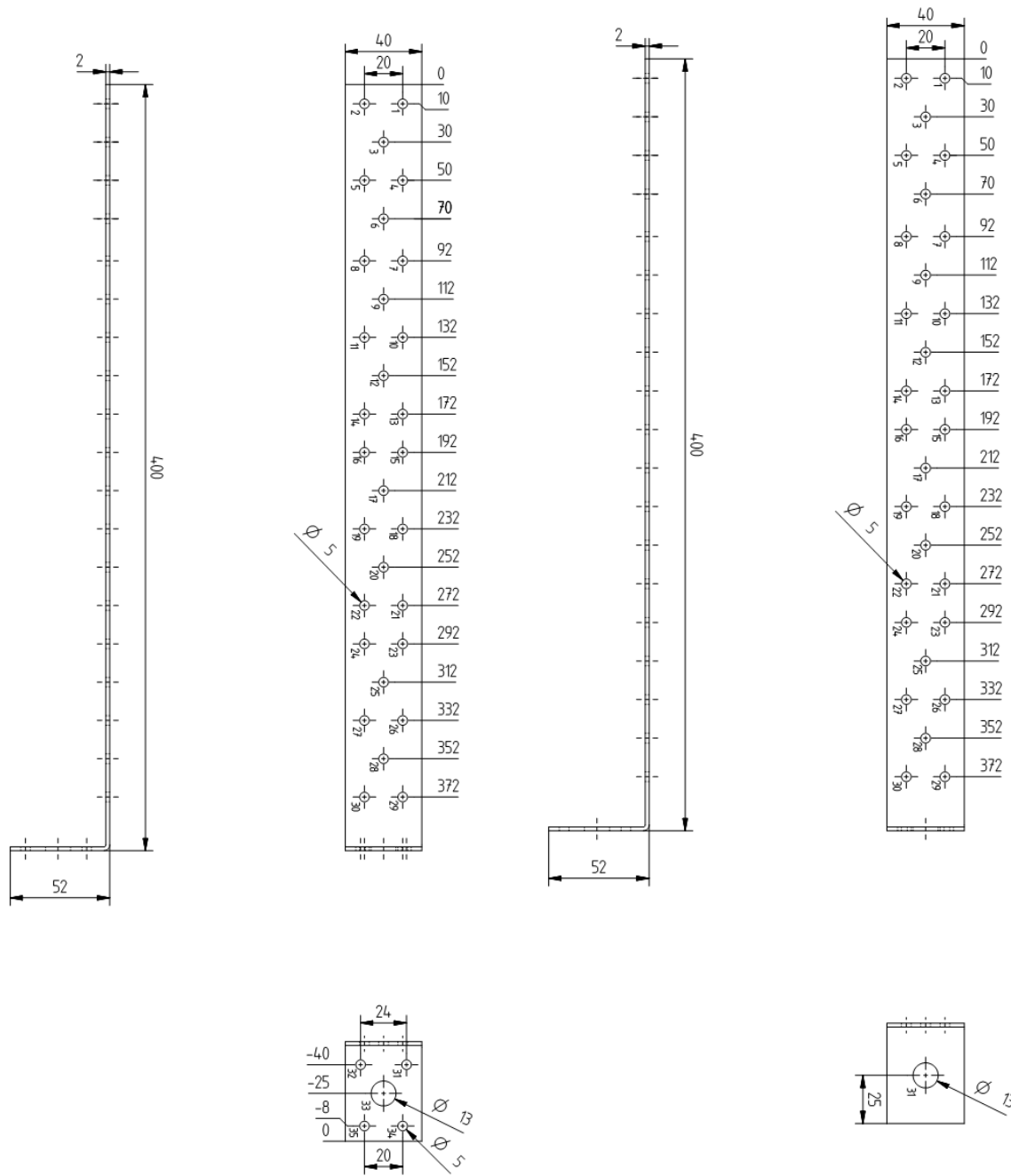


Figure A.69 hold-down 8795 4002 1D

Figure A.70 hold-down 8795 4002 1E




Figure A.71 hold-down 8795 5002 1D

Figure A.72 hold-down 8795 5002 1E

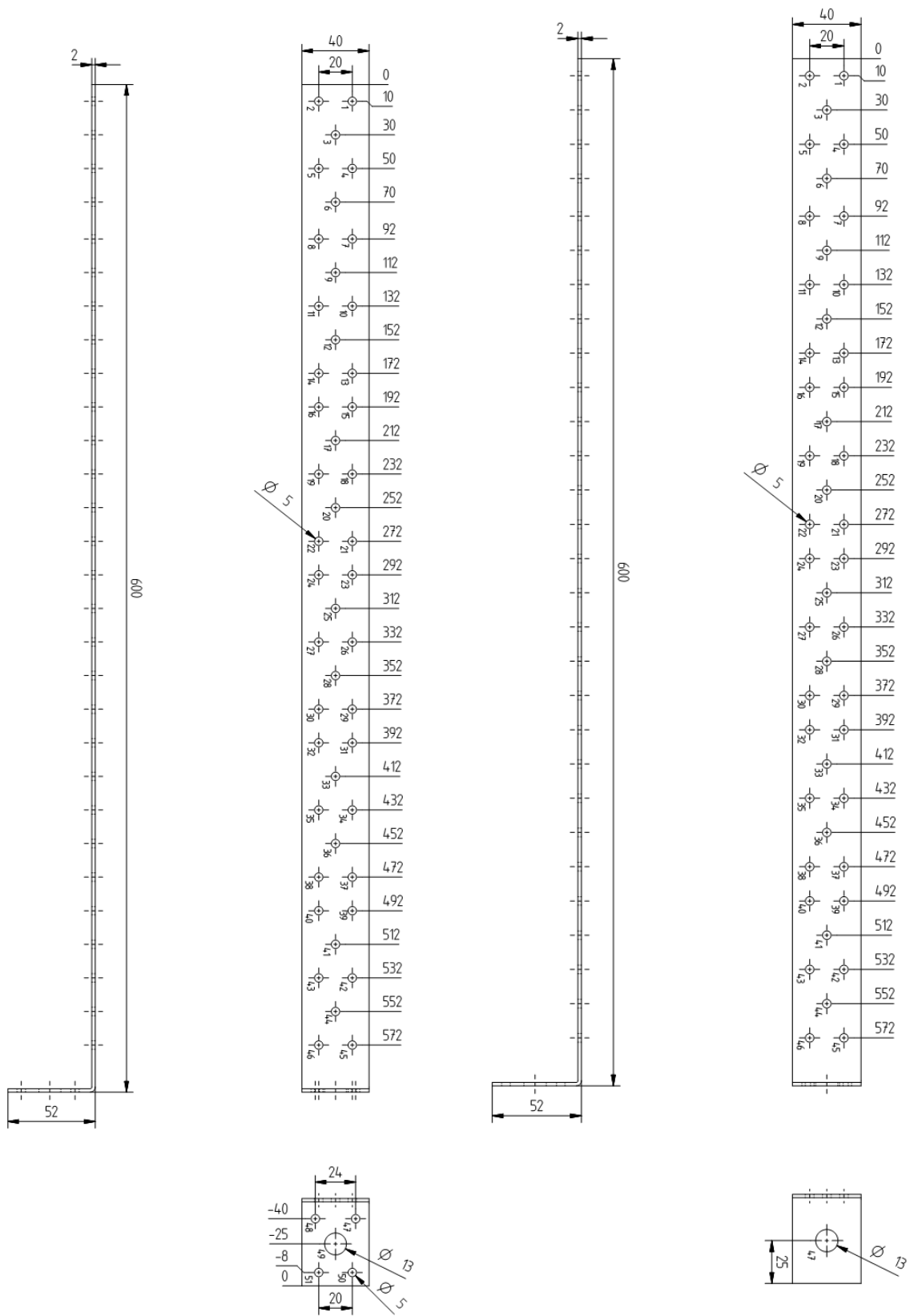


Figure A.73 hold-down 8795 6002 1D

Figure A.74 hold-down 8795 6002 1E

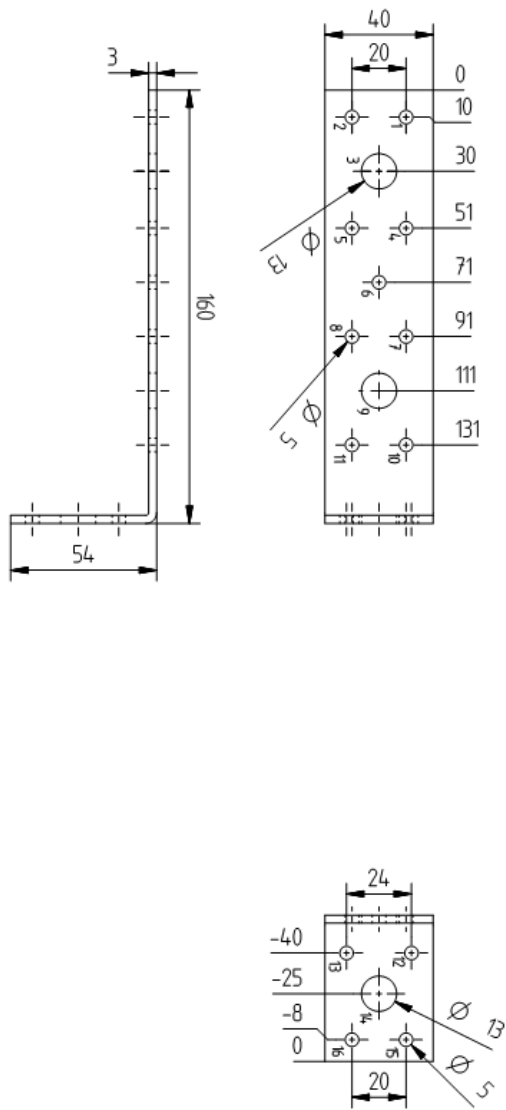


Figure A.75 hold-down 8799 1603 1D



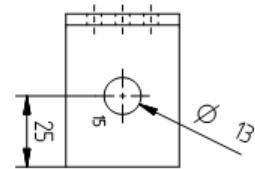
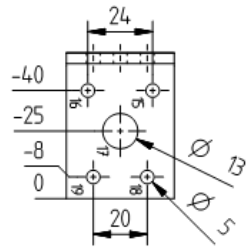
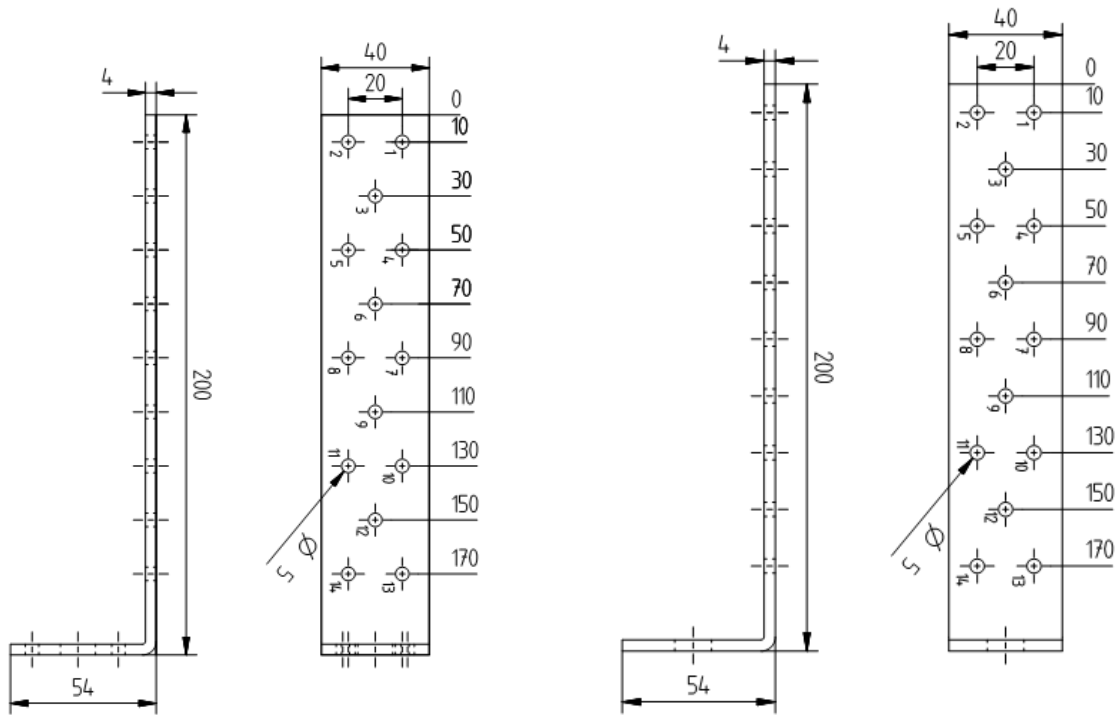


Figure A.76 hold-down 8799 2004 1D

Figure A.77 hold-down 8799 2004 1E

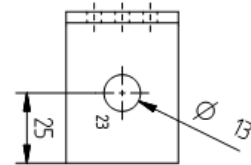
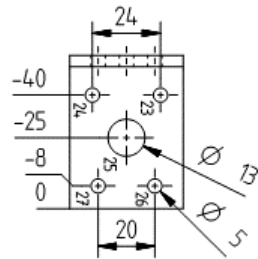
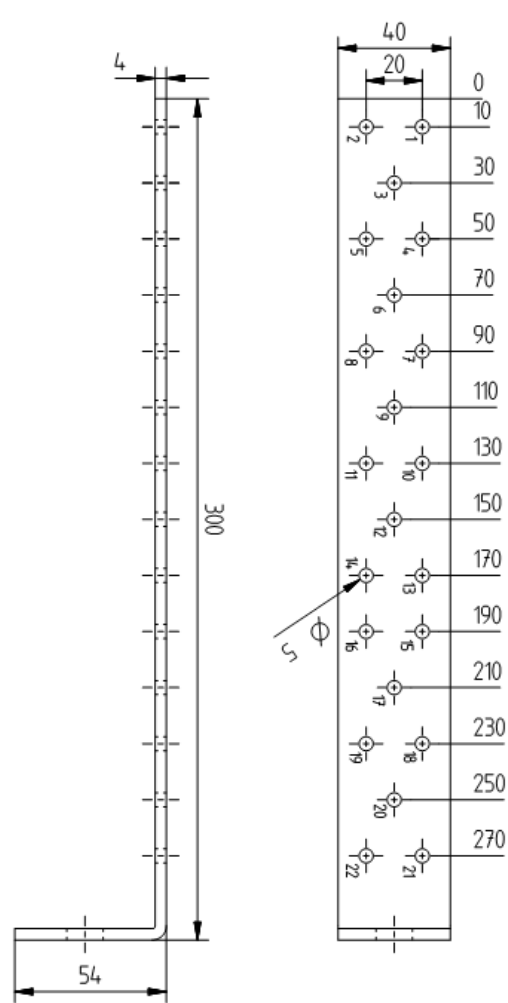
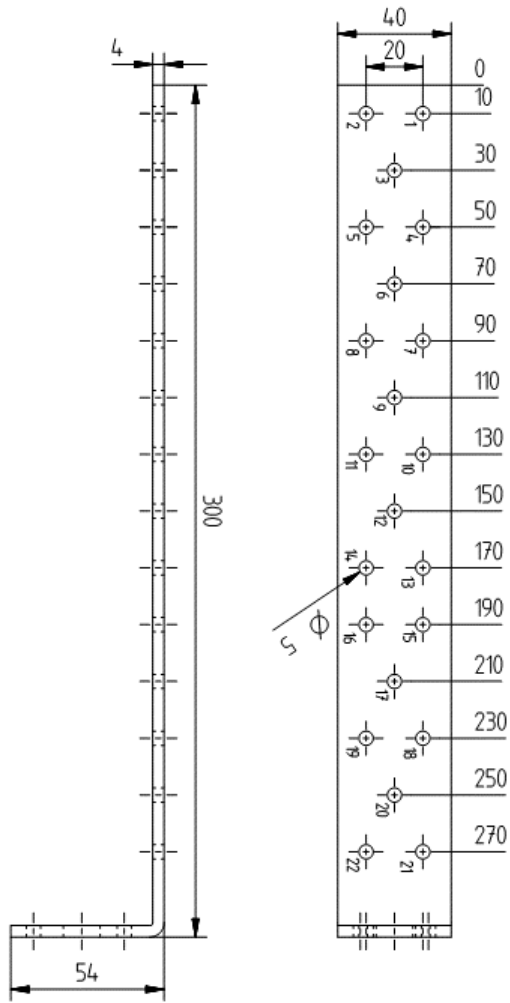


Figure A.78 hold-down 8799 3004 1D

Figure A.79 hold-down 8799 3004 1E

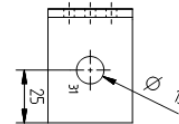
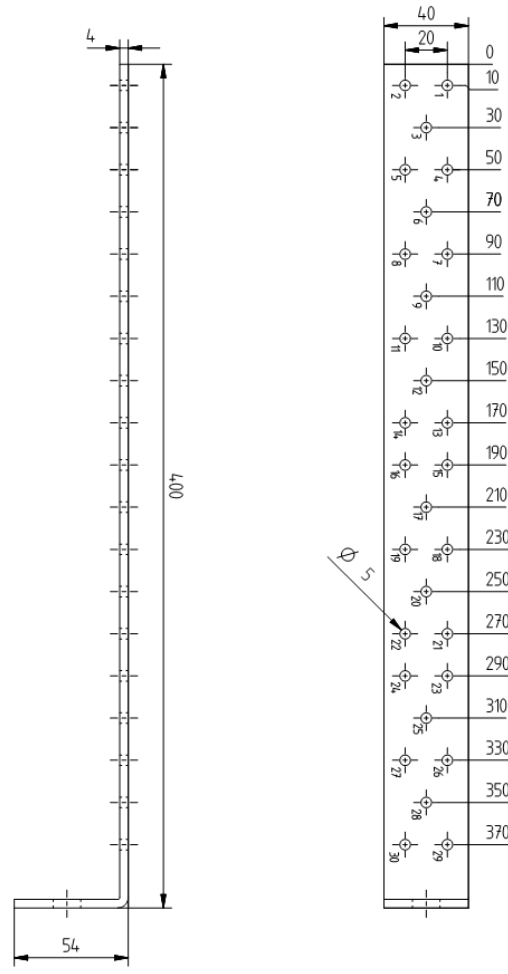
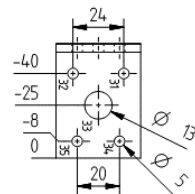
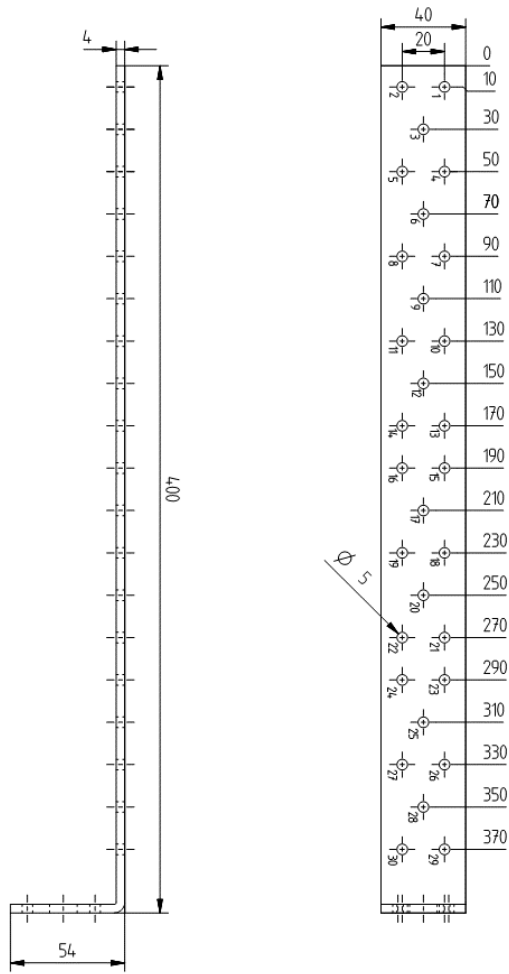


Figure A.80 hold-down 8799 4004 1D

Figure A.81 hold-down 8799 4004 1E

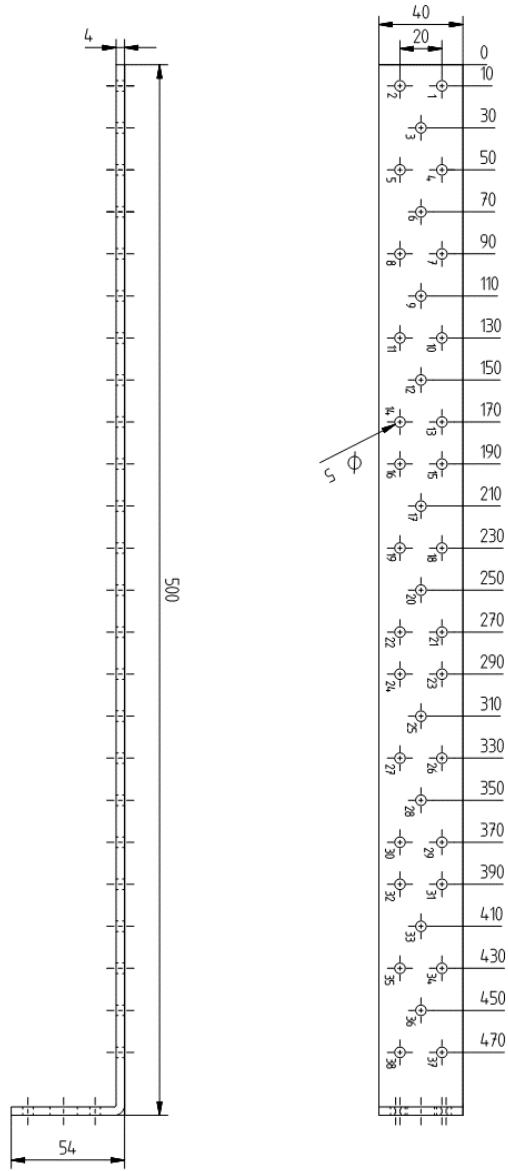


Figure A.82 hold-down 8799 5004 1D

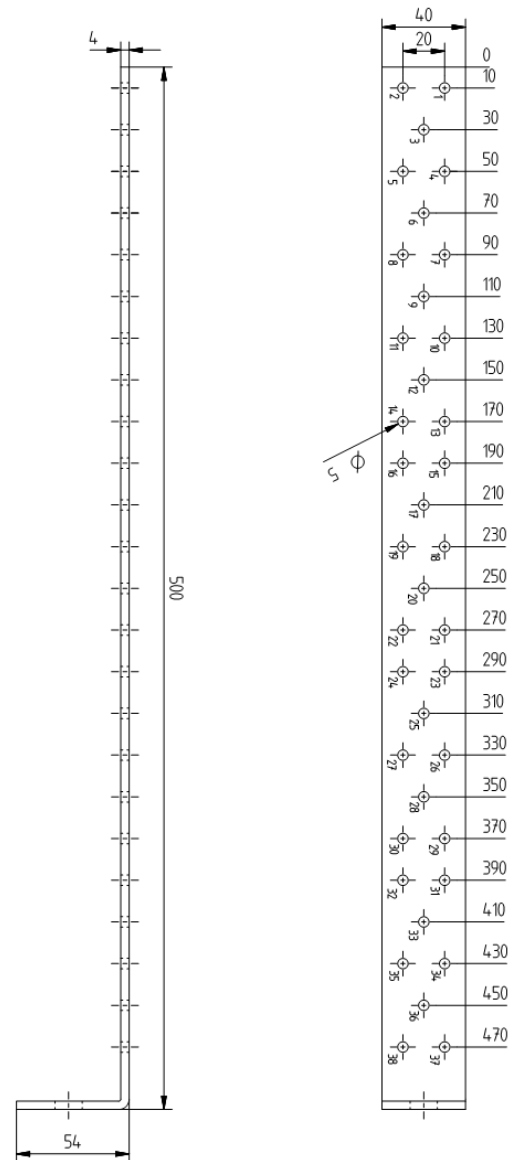
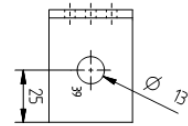
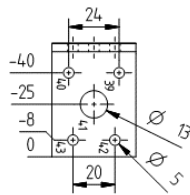


Figure A.83 hold-down 8799 5004 1E



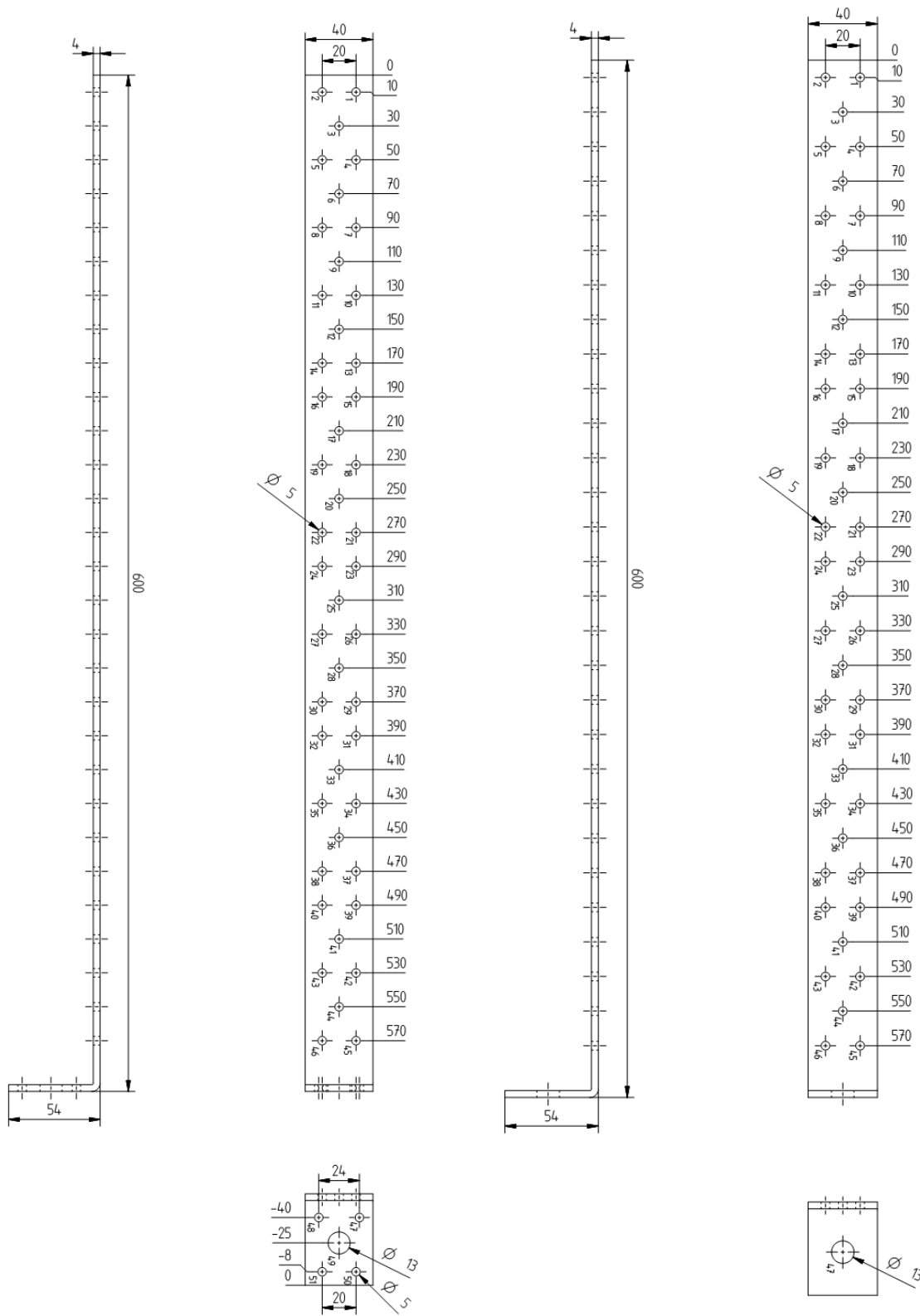


Figure A.84 hold-down 8799 6004 1D

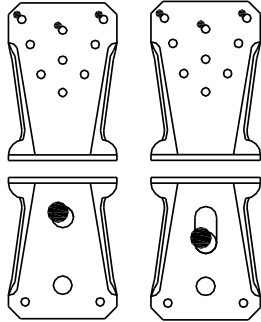
Figure A.85 hold-down 8799 6004 1E

**Nail Patterns – Angle Brackets in Load Cases F<sub>1</sub>, F<sub>2</sub>/F<sub>3</sub>, F<sub>4</sub>/F<sub>5</sub>**

**Angle Bracket 8573 0095 1 and 8573 1395 1**


**F<sub>1</sub>– column**

Nails/Bolts in hole number:  
11,12,13/  
4



**F<sub>1</sub> – purlin, F<sub>2</sub>/F<sub>3</sub>, F<sub>4</sub>/F<sub>5</sub>**

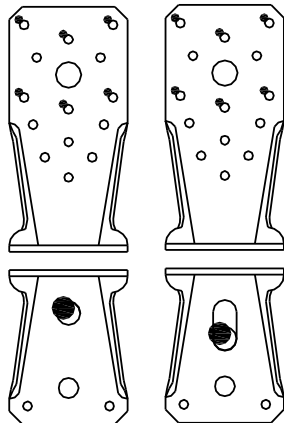
Nails/Bolts in hole number:  
5,6,7,8,9,10,11,12,13/  
4



**Angle Bracket 8573 0135 1 and 8573 13135 1**


**F<sub>1</sub>– column**

Nails/Bolts in hole number:  
11,12,13,17,18,19/  
4



**F<sub>1</sub> – purlin, F<sub>2</sub>/F<sub>3</sub>, F<sub>4</sub>/F<sub>5</sub>**

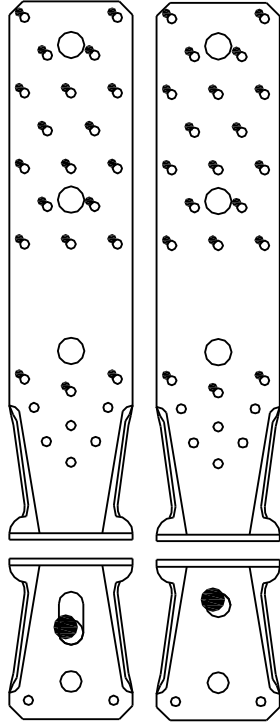
Nails/Bolts in hole number:  
5,6,7,8,9,10,11,12,13,  
15,16,17,18,19/  
4



**Angle Bracket 8573 0285 1 and 8573 13285 1**

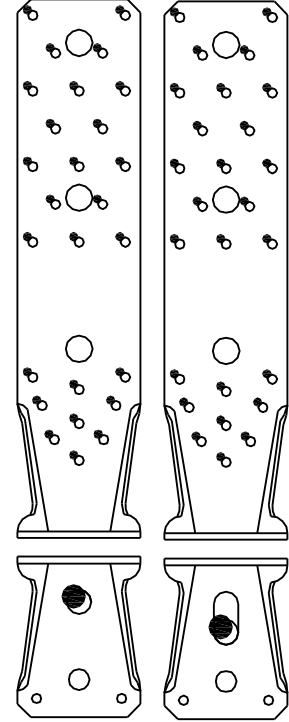
**F<sub>1</sub>– column**

Nails/Bolts in hole number:  
 11,12,13,15,16,17,18,  
 19,21,22,23,24,25,26,  
 27,28,29,30,32,33/  
 4



**F<sub>1</sub> – purlin, F<sub>2</sub>/F<sub>3</sub>, F<sub>4</sub>/F<sub>5</sub>**

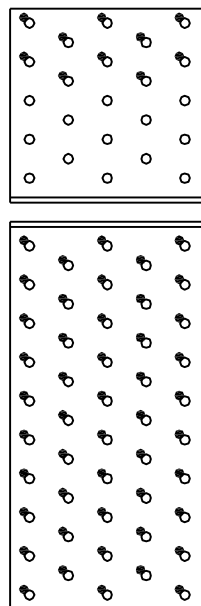
Nails/Bolts in hole number:  
 5,6,7,8,9,10,11,12,13,15,16,  
 17,18,19,21,22,23,24,25,26,  
 27,28,29,30,32,33/  
 4



**Angle Bracket 8590 1020 1**

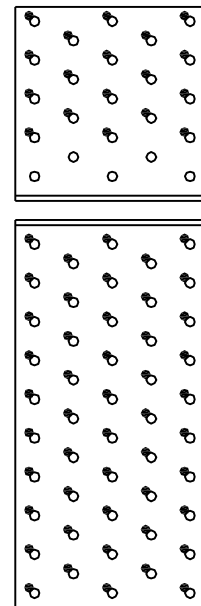
**F<sub>1</sub>– column**

Nails in hole number:  
 1 ÷ 10 /  
 24 ÷ 71



**F<sub>1</sub> – purlin, F<sub>2</sub>/F<sub>3</sub>, F<sub>4</sub>/F<sub>5</sub>**

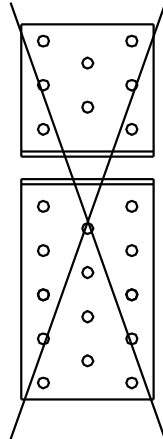
Nails in hole number:  
 1 ÷ 18 /  
 24 ÷ 71



**Angle Bracket 8591 1060 1**

**F<sub>1</sub>– column**

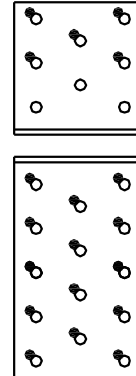
Nails in hole number:



**F<sub>1</sub> – purlin, F<sub>2</sub>/F<sub>3</sub>, F<sub>4</sub>/F<sub>5</sub>**

Nails in hole number:

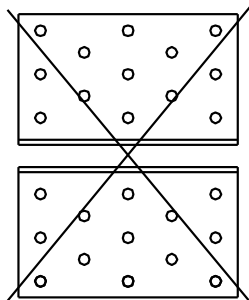
1,2,3,4,5/  
9 ÷ 22



**Angle Bracket 8592 6060 1**

**F<sub>1</sub>– column**

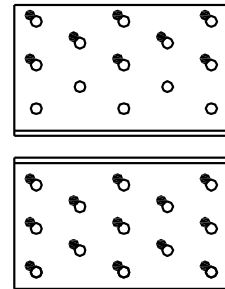
Nails in hole number:



**F<sub>1</sub> – purlin, F<sub>2</sub>/F<sub>3</sub>, F<sub>4</sub>/F<sub>5</sub>**

Nails in hole number:

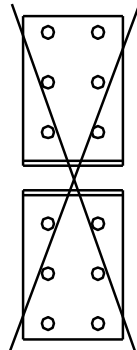
1,2,3,4,5,6,7,8/  
14 ÷ 26



**Angle Bracket 8593 6060 1**

**F<sub>1</sub>– column**

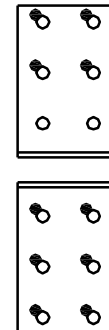
Nails in hole number:



**F<sub>1</sub> – purlin, F<sub>2</sub>/F<sub>3</sub>, F<sub>4</sub>/F<sub>5</sub>**

Nails in hole number:

1,2,3,4/  
7,8,9,10,11,12

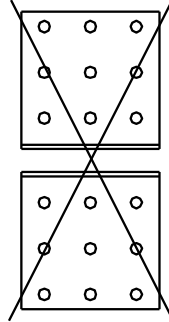




**Angle Bracket 8594 6060 1**

**F<sub>1</sub>– column**

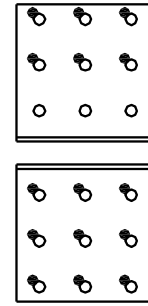
Nails in hole number:



**F<sub>1</sub> – purlin, F<sub>2</sub>/F<sub>3</sub>, F<sub>4</sub>/F<sub>5</sub>**

Nails in hole number:

1,2,3,4,5,6/  
10 ÷ 18

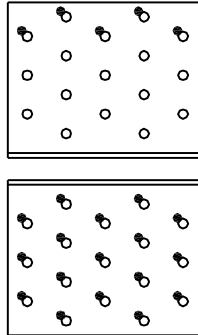


**Angle Bracket 8595 8080 1**

**F<sub>1</sub>– column**

Nails in hole number:

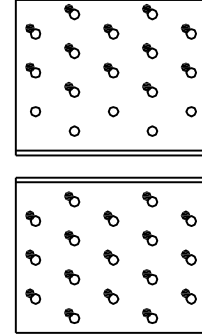
1,2,3,4,5/  
18 ÷ 34



**F<sub>1</sub> – purlin, F<sub>2</sub>/F<sub>3</sub>, F<sub>4</sub>/F<sub>5</sub>**

Nails in hole number:

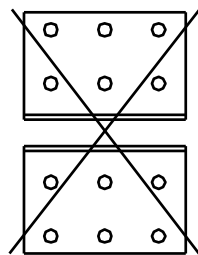
1 ÷ 12 /  
18 ÷ 34



**Angle Bracket 8596 460 1**

**F<sub>1</sub>– column**

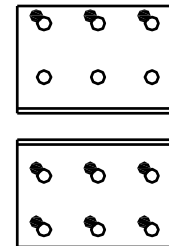
Nails in hole number:



**F<sub>1</sub> – purlin, F<sub>2</sub>/F<sub>3</sub>, F<sub>4</sub>/F<sub>5</sub>**

Nails in hole number:

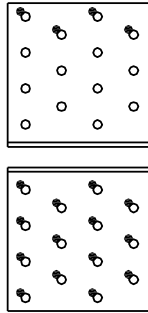
1,2,3/  
7,8,9,10,11,12



**Angle Bracket 8597 8080 1**

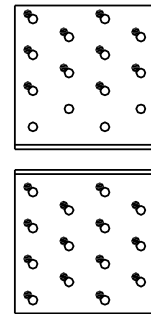
**F<sub>1</sub>– column**

Nails in hole number:  
1,2,3,4/  
15 ÷ 28



**F<sub>1</sub> – purlin, F<sub>2</sub>/F<sub>3</sub>, F<sub>4</sub>/F<sub>5</sub>**

Nails in hole number:  
1 ÷ 10/  
15 ÷ 28

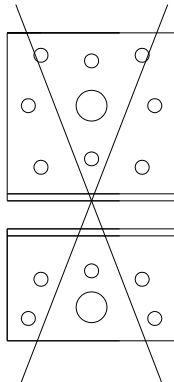


**Angle Bracket 8612**

**Timber to Timber**

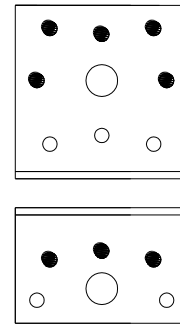
**F<sub>1</sub>– column**

Nails in hole number:



**F<sub>1</sub> – purlin, F<sub>2</sub>/F<sub>3</sub>, F<sub>4</sub>/F<sub>5</sub>**

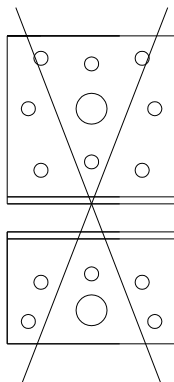
Nails in hole number:  
1,2,3,4,6 /  
10,11,12



**Timber to Concrete**

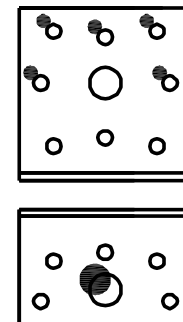
**F<sub>1</sub>– column**

Nails in hole number:



**F<sub>1</sub> – purlin, F<sub>2</sub>/F<sub>3</sub>, F<sub>4</sub>/F<sub>5</sub>**

Nails in hole number:  
1,2,3,4,6 /  
10,11,12

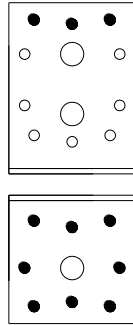


**Angle Bracket 8613**

**Timber to Timber**

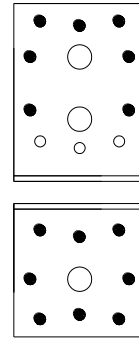
**F<sub>1</sub>– column**

Nails in hole number:  
1,2,3 /  
13,14,15,16,18,19,20,21



**F<sub>1</sub> – purlin, F<sub>2</sub>/F<sub>3</sub>, F<sub>4</sub>/F<sub>5</sub>**

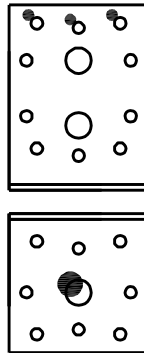
Nails in hole number:  
1,2,3,4,6,7,8 /  
13,14,15,16,18,19,20,21



**Timber to Concrete**

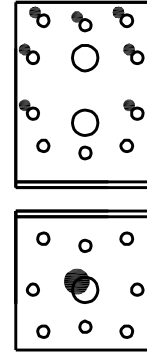
**F<sub>1</sub>– column**

Nails in hole number:  
1,2,3 /  
17



**F<sub>1</sub> – purlin, F<sub>2</sub>/F<sub>3</sub>, F<sub>4</sub>/F<sub>5</sub>**

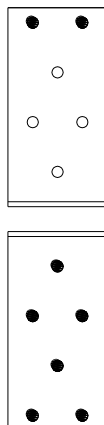
Nails in hole number:  
1,2,3,4,6,7,8 /  
17



**Angle Bracket 8614**

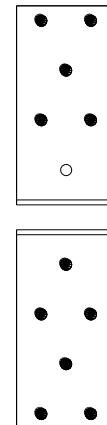
**F<sub>1</sub>– column**

Nails in hole number:  
1,2 /  
7,8,9,10,11,12



**F<sub>1</sub> – purlin, F<sub>2</sub>/F<sub>3</sub>, F<sub>4</sub>/F<sub>5</sub>**


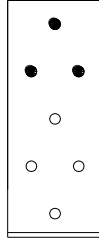
Nails in hole number:  
1,2,3,4,5 /  
7,8,9,10,11,12



**Angle Bracket 8615**



**F<sub>1</sub>– column**

Nails in hole number:  
1,2,3 /  
8,9,10,11,12,13,14



**F<sub>1</sub> – purlin, F<sub>2</sub>/F<sub>3</sub>, F<sub>4</sub>/F<sub>5</sub>**

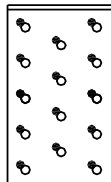
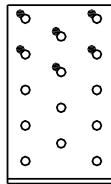
Nails in hole number:  
1,2,3,4,5,6 /  
8,9,10,11,12,13,14



**Angle Bracket 8616**

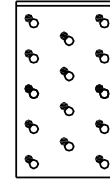
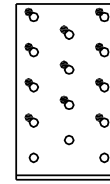
**F<sub>1</sub>– column**

Nails in hole number:  
1,2,3,4,5,6 /  
15 ÷ 28



**F<sub>1</sub> – purlin, F<sub>2</sub>/F<sub>3</sub>, F<sub>4</sub>/F<sub>5</sub>**

Nails in hole number:  
1,2,3,4,5,6,7,8,9,10,11 /  
15 ÷ 28

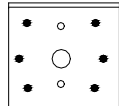
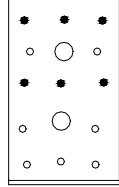


**Angle Bracket 8617**

**Timber to Timber**

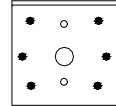
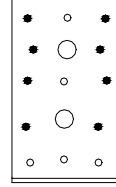
**F<sub>1</sub>– column**

Nails in hole number:  
1,2,3,7,8,9/  
16,17,19,21,23,24



**F<sub>1</sub> – purlin, F<sub>2</sub>/F<sub>3</sub>, F<sub>4</sub>/F<sub>5</sub>**

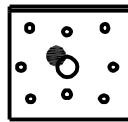
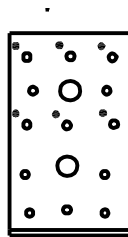
Nails in hole number:  
1,3,5,6,7,9,11,12 /  
16,17,19,21,23,24



**Timber to Concrete**

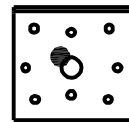
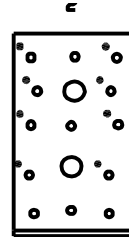
**F<sub>1</sub>– column**

Nails in hole number:  
1,2,3,7,8,9/  
20



**F<sub>1</sub> – purlin, F<sub>2</sub>/F<sub>3</sub>, F<sub>4</sub>/F<sub>5</sub>**

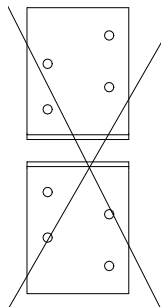
Nails in hole number:  
1,3,5,6,7,9,11,12 /  
20



**Angle Bracket 8620**

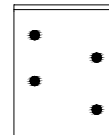
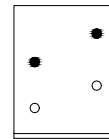
**F<sub>1</sub>– column**

Nails in hole number:



**F<sub>1</sub> – purlin, F<sub>2</sub>/F<sub>3</sub>, F<sub>4</sub>/F<sub>5</sub>**

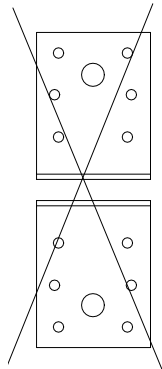
Nails in hole number:  
1,2 /  
5,6,7,8



**Angle Bracket 8621**

**F<sub>1</sub>– column**

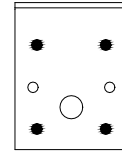
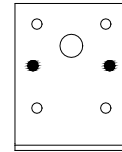
Nails in hole number:



**F<sub>1</sub> – purlin, F<sub>2</sub>/F<sub>3</sub>, F<sub>4</sub>/F<sub>5</sub>**

Nails in hole number:

4,5 /  
8,9,13,14



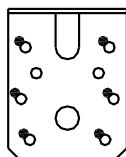
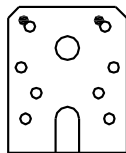
**Angle Bracket 8622 and 8622 7070 1FH**

**Timber to Timber**

**F<sub>1</sub>– column**

Nails in hole number:

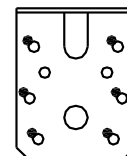
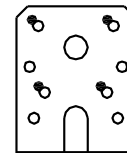
1,2 /  
10,11,14,15,17,18



**F<sub>1</sub> – purlin, F<sub>2</sub>/F<sub>3</sub>, F<sub>4</sub>/F<sub>5</sub>**

Nails in hole number:

1,2,6,7 /  
10,11,14,15,17,18

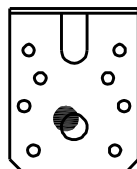
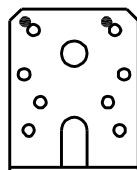


**Timber to Concrete**

**F<sub>1</sub>– column**

Nails in hole number:

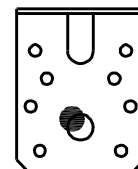
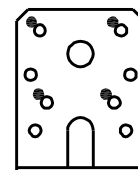
1,2 /  
16



**F<sub>1</sub> – purlin, F<sub>2</sub>/F<sub>3</sub>, F<sub>4</sub>/F<sub>5</sub>**

Nails in hole number:

1,2,6,7 /  
16

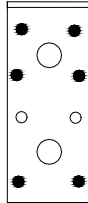
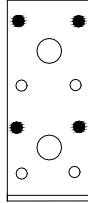


### Angle Bracket 8623

#### Timber to Timber

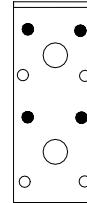
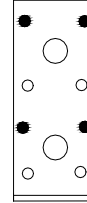
##### F<sub>1</sub>– column

Nails in hole number:  
1,2,6,7 /  
11,12,14,15,19,20



##### F<sub>1</sub> – purlin, F<sub>2</sub>/F<sub>3</sub>, F<sub>4</sub>/F<sub>5</sub>

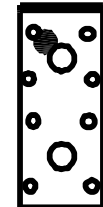
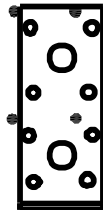
Nails in hole number:  
1,2,6,7 /  
11,12,16,17



#### Timber to Concrete

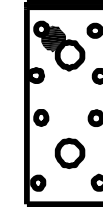
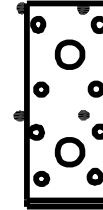
##### F<sub>1</sub>– column

Nails in hole number:  
1,2,6,7 /  
11,12,14,15,19,20



##### F<sub>1</sub> – purlin, F<sub>2</sub>/F<sub>3</sub>, F<sub>4</sub>/F<sub>5</sub>

Nails in hole number:  
1,2,6,7 /  
11,12,16,17

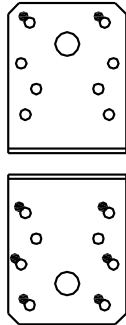


**Angle Bracket 8624 and 8624 0070 1PLZ**

**Timber to Timber**

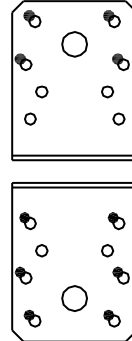
**F<sub>1</sub>– column**

Nails in hole number:  
1,2/  
10,11,14,15,17,18



**F<sub>1</sub> – purlin, F<sub>2</sub>/F<sub>3</sub>, F<sub>4</sub>/F<sub>5</sub>**

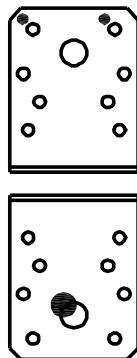
Nails in hole number:  
1,2,4,5/  
10,11,14,15,17,18



**Timber to Concrete**

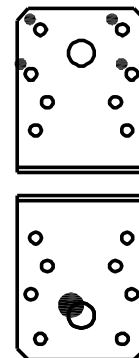
**F<sub>1</sub>– column**

Nails in hole number:  
1,2/  
16



**F<sub>1</sub> – purlin, F<sub>2</sub>/F<sub>3</sub>, F<sub>4</sub>/F<sub>5</sub>**

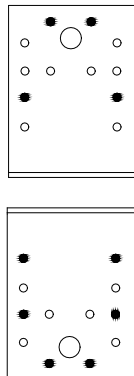
Nails in hole number:  
1,2,4,5/  
16



**Angle Bracket 8625**

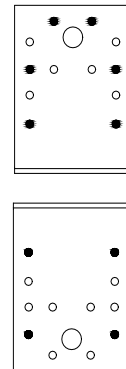
**F<sub>1</sub>– column**

Nails in hole number:  
1,2,10,11 /  
14,15,18,21,25,26



**F<sub>1</sub> – purlin, F<sub>2</sub>/F<sub>3</sub>, F<sub>4</sub>/F<sub>5</sub>**

Nails in hole number:  
1,2,6,9,12,13 /  
14,15,22,24



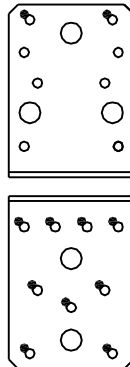


**Angle Bracket 8625FH and 8625 90PL 1Z**

**Timber to Timber**

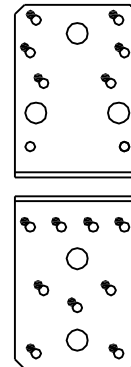
**F<sub>1</sub>– column**

Nails in hole number:  
1,2, /  
12,13,14,15,17,18,19,21,22



**F<sub>1</sub> – purlin, F<sub>2</sub>/F<sub>3</sub>, F<sub>4</sub>/F<sub>5</sub>**

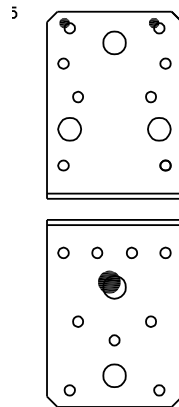
Nails in hole number:  
1,2,4,5,6,7 /  
12,13,14,15,17,18,19,21,22



**Timber to Concrete**

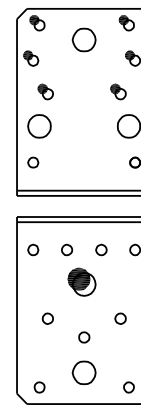
**F<sub>1</sub>– column**

Nails in hole number:  
1,2, /  
16



**F<sub>1</sub> – purlin, F<sub>2</sub>/F<sub>3</sub>, F<sub>4</sub>/F<sub>5</sub>**

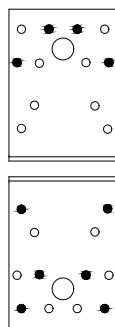
Nails in hole number:  
1,2,4,5,6,7 /  
16



**Angle Bracket 8626**

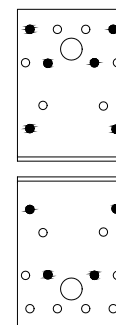
**F<sub>1</sub>– column**

Nails in hole number:  
2,3,6,9 /  
16,17,23,24,27,30



**F<sub>1</sub> – purlin, F<sub>2</sub>/F<sub>3</sub>, F<sub>4</sub>/F<sub>5</sub>**

Nails in hole number:  
1,4,7,8,14,15 /  
16,17,23,24



**Angle Bracket 8626FH**

**Timber to Timber**

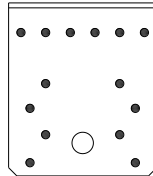
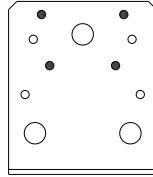
**F<sub>1</sub>– column**

Nails in hole number:

1,2,6,7 /

12,13,14,15,16,17,18,19,20,21,

22,23,25,26



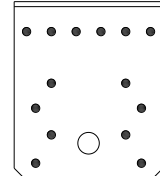
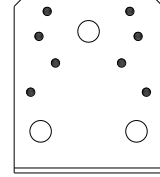
**F<sub>1</sub> – purlin, F<sub>2</sub>/F<sub>3</sub>, F<sub>4</sub>/F<sub>5</sub>**

Nails in hole number:

1,2,4,5,6,7,8,9 /

12,13,14,15,16,17,18,19,20,21,

22,23,25,26



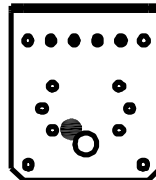
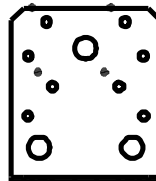
**Timber to Concrete**

**F<sub>1</sub>– column**

Nails in hole number:

1,2,6,7 /

24

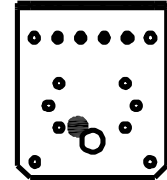
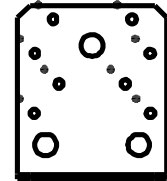


**F<sub>1</sub> – purlin, F<sub>2</sub>/F<sub>3</sub>, F<sub>4</sub>/F<sub>5</sub>**

Nails in hole number:

1,2,4,5,6,7,8,9 /

24

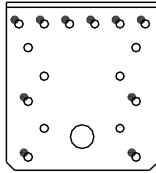
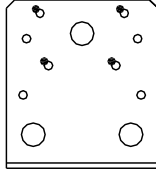


**Angle Bracket 8626 10PL 1**

**Timber to Timber**

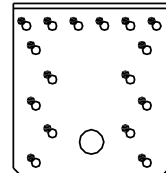
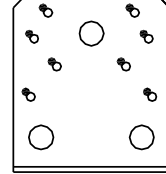
**F<sub>1</sub>– column**

Nails in hole number:  
1,2,6,7 /  
12,13,14,15,16,17,  
22,23,27,28



**F<sub>1</sub> – purlin, F<sub>2</sub>/F<sub>3</sub>, F<sub>4</sub>/F<sub>5</sub>**

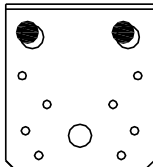
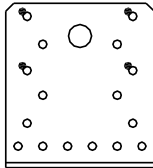
Nails in hole number:  
1,2,4,5,6,7,8,9 /  
12,13,14,15,16,17,  
22,23,27,28



**Timber to Concrete**

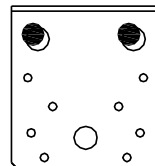
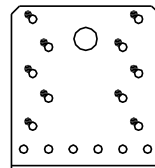
**F<sub>1</sub>– column**

Nails/Bolts in hole number:  
22,23,27,28/  
10,11



**F<sub>1</sub> – purlin, F<sub>2</sub>/F<sub>3</sub>, F<sub>4</sub>/F<sub>5</sub>**

Nails/Bolts in hole number:  
18,19,20,21,22,23,24,26,27,28/  
10,11

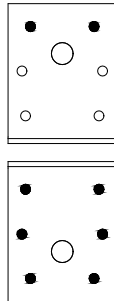


### Angle Bracket 8627

#### Timber to Timber

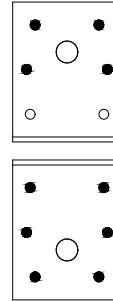
##### F<sub>1</sub>– column

Nails in hole number:  
1,2 /  
8,9,10,11,13,14



##### F<sub>1</sub> – purlin, F<sub>2</sub>/F<sub>3</sub>, F<sub>4</sub>/F<sub>5</sub>

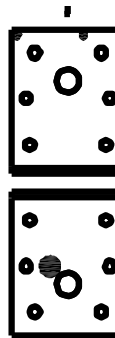
Nails in hole number:  
1,2,4,5 /  
8,9,10,11,13,14



#### Timber to Concrete

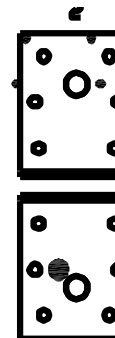
##### F<sub>1</sub>– column

Nails in hole number:  
1,2 /  
12



##### F<sub>1</sub> – purlin, F<sub>2</sub>/F<sub>3</sub>, F<sub>4</sub>/F<sub>5</sub>

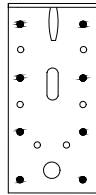
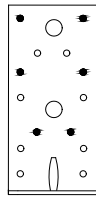
Nails in hole number:  
1,2,4,5 /  
12



**Angle Bracket 8628**

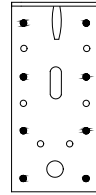
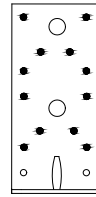
**F<sub>1</sub>– column**

Nails in hole number:  
1,2,6,7,11,12 /  
17,18,22,23,26,27,31,32



**F<sub>1</sub> – purlin, F<sub>2</sub>/F<sub>3</sub>, F<sub>4</sub>/F<sub>5</sub>**

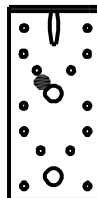
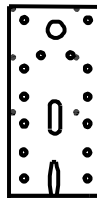
Nails in hole number:  
1,2,4,5,6,7,8,9,11,12,13,14 /  
17,18,22,23,26,27,31,32



**Angle Bracket 8628**

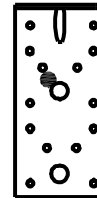
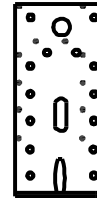
**F<sub>1</sub>– column**

Nails in hole number:  
22,23,26,27,31,32/  
10



**F<sub>1</sub> – purlin, F<sub>2</sub>/F<sub>3</sub>, F<sub>4</sub>/F<sub>5</sub>**

Nails in hole number:  
19,20,22,23,24,25,26,27,  
28,29,31,32/  
10

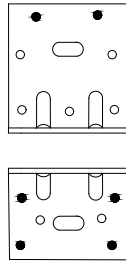


**Angle Bracket 8629**

**Timber to Timber**

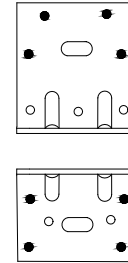
**F<sub>1</sub>– column**

Nails in hole number:  
1,2 /  
9,10,14,15



**F<sub>1</sub> – purlin, F<sub>2</sub>/F<sub>3</sub>, F<sub>4</sub>/F<sub>5</sub>**

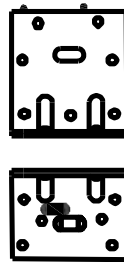
Nails in hole number:  
1,2,4,5 /  
9,10,14,15



**Timber to Concrete**

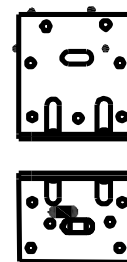
**F<sub>1</sub>– column**

Nails in hole number:  
1,2 /  
13



**F<sub>1</sub> – purlin, F<sub>2</sub>/F<sub>3</sub>, F<sub>4</sub>/F<sub>5</sub>**

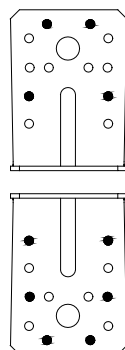
Nails in hole number:  
1,2,4,5 /  
13



**Angle Bracket 8632**

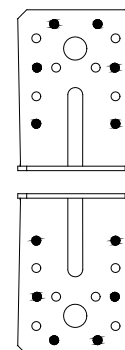
**F<sub>1</sub>– column**

Nails in hole number:  
1,2,10,11 /  
14,15,18,21,25,26



**F<sub>1</sub> – purlin, F<sub>2</sub>/F<sub>3</sub>, F<sub>4</sub>/F<sub>5</sub>**

Nails in hole number:  
1,2,6,9,12,13 /  
14,15,18,21,25,26

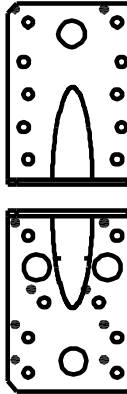


### Angle Bracket 8632FH

#### Timber to Timber

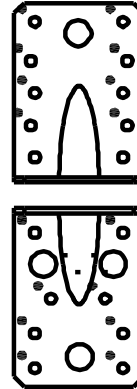
##### F<sub>1</sub> – column

Nails in hole number:  
1,2 /  
12,13,16,17,18,19,21,22



##### F<sub>1</sub> – purlin, F<sub>2</sub>/F<sub>3</sub>, F<sub>4</sub>/F<sub>5</sub>

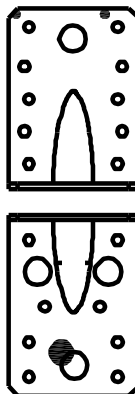
Nails in hole number:  
1,2,4,5,6,7,8,9, /  
12,13,16,17,18,19,21,22



#### Timber to Concrete


##### F<sub>1</sub> – column

Nails in hole number:  
1,2 /



##### F<sub>1</sub> – purlin, F<sub>2</sub>/F<sub>3</sub>, F<sub>4</sub>/F<sub>5</sub>

Nails in hole number:  
1,2,4,5,6,7,8,9, /

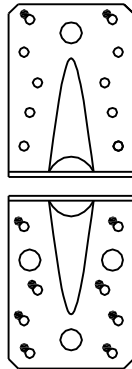


**Angle Bracket 8632 90FH 1Z2.0**

**Timber to Timber**

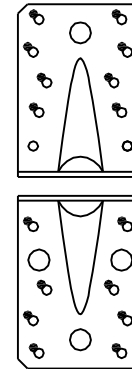
**F<sub>1</sub>– column**

Nails in hole number:  
1,2 /  
12,13,16,17,18,19,21,22



**F<sub>1</sub> – purlin, F<sub>2</sub>/F<sub>3</sub>, F<sub>4</sub>/F<sub>5</sub>**

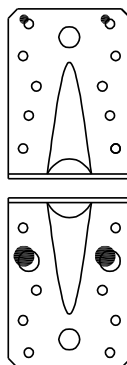
Nails in hole number:  
1,2,4,5,6,7,8,9, /  
12,13,16,17,18,19,21,22



**Timber to Concrete**

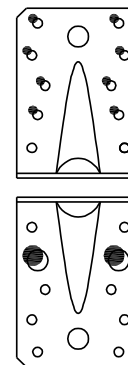
**F<sub>1</sub>– column**

Nails in hole number:  
1,2 /  
14,15



**F<sub>1</sub> – purlin, F<sub>2</sub>/F<sub>3</sub>, F<sub>4</sub>/F<sub>5</sub>**

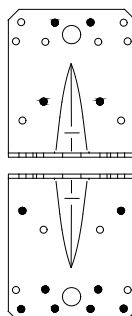
Nails in hole number:  
1,2,4,5,6,7,8,9, /  
14,15



**Angle Bracket 8633**

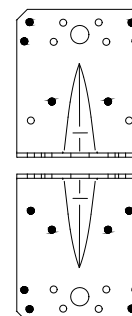
**F<sub>1</sub>– column**

Nails in hole number:  
2,3,12,13 /  
16,17,23,24,27,28,29,30



**F<sub>1</sub> – purlin, F<sub>2</sub>/F<sub>3</sub>, F<sub>4</sub>/F<sub>5</sub>**

Nails in hole number:  
1,4,6,9,12,13 /  
16,17,18,19,22,25,27,30





## Angle Bracket 8633FH

### Timber to Timber

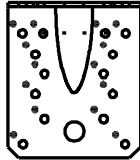
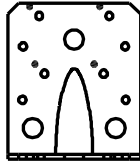
#### F<sub>1</sub>– column

Nails in hole number:

1,2,6,7 /

12,13,14,15,16,17,18,19,20,21,

22,23,25,26



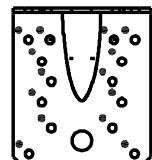
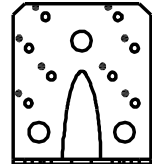
#### F<sub>1</sub> – purlin, F<sub>2</sub>/F<sub>3</sub>, F<sub>4</sub>/F<sub>5</sub>

Nails in hole number:

1,2,4,5,6,7,8,9 /

12,13,14,15,16,17,18,19,20,21,

22,23,25,26



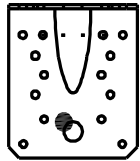
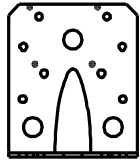
### Timber to Concrete

#### F<sub>1</sub>– column

Nails in hole number:

1,2,6,7 /

24

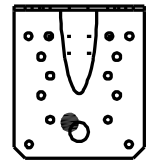
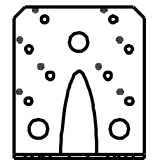


#### F<sub>1</sub> – purlin, F<sub>2</sub>/F<sub>3</sub>, F<sub>4</sub>/F<sub>5</sub>

Nails in hole number:

1,2,4,5,6,7,8,9 /

24

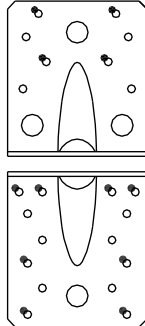


**Angle Bracket 8633 10FH 1Z2.0 and 8633 10FH 1Z2.5**

**Timber to Timber**

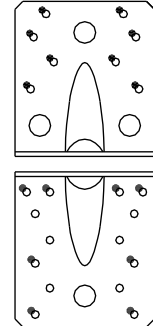
**F<sub>1</sub>– column**

Nails in hole number:  
1,2,6,7 /  
12,13,14,15,20,21,25,26



**F<sub>1</sub> – purlin, F<sub>2</sub>/F<sub>3</sub>, F<sub>4</sub>/F<sub>5</sub>**

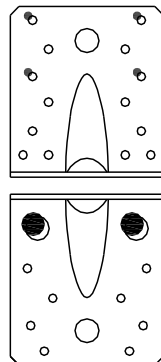
Nails in hole number:  
1,2,4,5,6,7,8,9 /  
12,13,14,15,20,21,25,26



**Timber to Concrete**

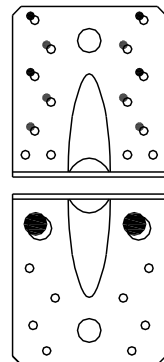
**F<sub>1</sub>– column**

Nails in hole number:  
20,21,25,26/  
10,11



**F<sub>1</sub> – purlin, F<sub>2</sub>/F<sub>3</sub>, F<sub>4</sub>/F<sub>5</sub>**

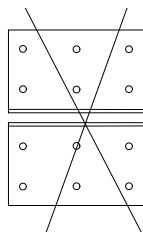
Nails in hole number:  
18,19,20,21,22,23,25,26 /  
10,11



**Angle Bracket 8634**

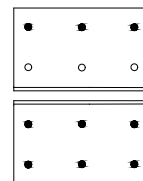
**F<sub>1</sub>– column**

Nails in hole number:



**F<sub>1</sub> – purlin, F<sub>2</sub>/F<sub>3</sub>, F<sub>4</sub>/F<sub>5</sub>**

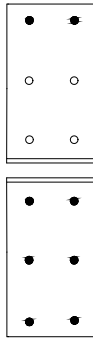
Nails in hole number:  
1,2,3 /  
7,8,9,10,11,12



**Angle Bracket 8635**

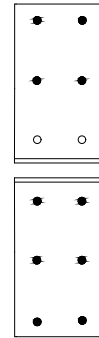
**F<sub>1</sub>- column**

Nails in hole number:  
1,2 /  
7,8,9,10,11,12



**F<sub>1</sub> – purlin, F<sub>2</sub>/F<sub>3</sub>, F<sub>4</sub>/F<sub>5</sub>**

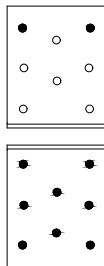
Nails in hole number:  
1,2,3,4 /  
7,8,9,10,11,12



**Angle Bracket 8636**

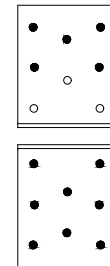
**F<sub>1</sub>- column**

Nails in hole number:  
1,2 /  
9,10,11,12,13,14,15,16



**F<sub>1</sub> – purlin, F<sub>2</sub>/F<sub>3</sub>, F<sub>4</sub>/F<sub>5</sub>**

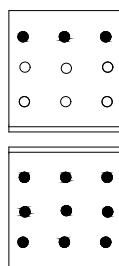
Nails in hole number:  
1,2,3,4,5 /  
9,10,11,12,13,14,15,16



**Angle Bracket 8637**

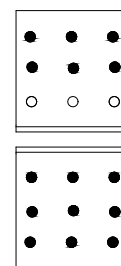
**F<sub>1</sub>- column**

Nails in hole number:  
1,2,3 /  
10,11,12,13,  
14,15,16,17,18



**F<sub>1</sub> – purlin, F<sub>2</sub>/F<sub>3</sub>, F<sub>4</sub>/F<sub>5</sub>**

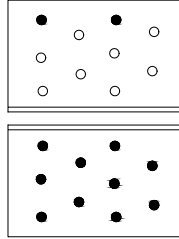
Nails in hole number:  
1,2,3,4,5,6 /  
10,11,12,13,  
14,15,16,17,18



**Angle Bracket 8638**

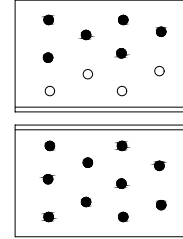
**F<sub>1</sub>- column**

Nails in hole number:  
1,2 /  
11,12,13,14,15,  
16,17,18,19,20



**F<sub>1</sub> – purlin, F<sub>2</sub>/F<sub>3</sub>, F<sub>4</sub>/F<sub>5</sub>**

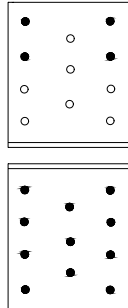
Nails in hole number:  
1,2,3,4,5,6 /  
11,12,13,14,15,  
16,17,18,19,20



**Angle Bracket 8640**

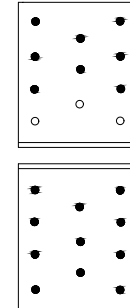
**F<sub>1</sub>- column**

Nails in hole number:  
1,2,4,5 /  
12,13,14,15,16,17,  
18,19,20,21,22



**F<sub>1</sub> – purlin, F<sub>2</sub>/F<sub>3</sub>, F<sub>4</sub>/F<sub>5</sub>**

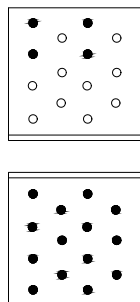
Nails in hole number:  
1,2,3,4,5,6,7,8 /  
12,13,14,15,16,17,  
18,19,20,21,22



**Angle Bracket 8641**

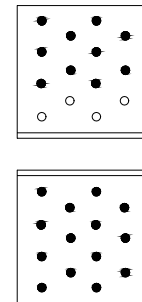
**F<sub>1</sub>- column**

Nails in hole number:  
1,2,5,6 /  
15,16,17,18,19,20,21,  
22,23,24,25,26,27,28



**F<sub>1</sub> – purlin, F<sub>2</sub>/F<sub>3</sub>, F<sub>4</sub>/F<sub>5</sub>**


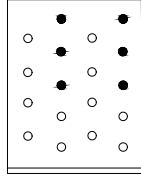
Nails in hole number:  
1,2,3,4,5,6,7,8,9,10 /  
15,16,17,18,19,20,21,  
22,23,24,25,26,27,28



**Angle Bracket 8644**

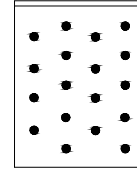
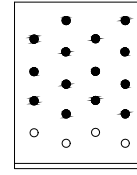
**F<sub>1</sub>– column**

Nails in hole number:  
1,2,5,6,9,10 /  
19 ÷ 36



**F<sub>1</sub> – purlin, F<sub>2</sub>/F<sub>3</sub>, F<sub>4</sub>/F<sub>5</sub>**

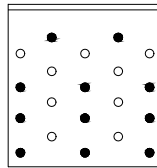

Nails in hole number:  
1 ÷ 14/  
19 ÷ 36



**Angle Bracket 8645**

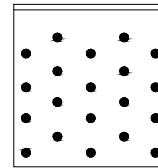
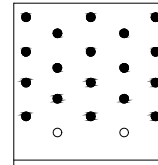
**F<sub>1</sub>– column**

Nails in hole number:  
1,2,3,6,7,8 /  
21,22,28,29,30,  
33,34,35,38,39,40



**F<sub>1</sub> – purlin, F<sub>2</sub>/F<sub>3</sub>, F<sub>4</sub>/F<sub>5</sub>**

Nails in hole number:  
1 ÷ 18/  
21 ÷ 40

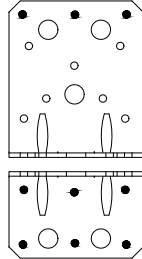


### Angle Bracket 8654

#### Timber to Timber

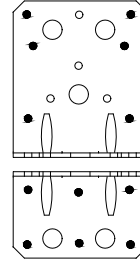
##### F<sub>1</sub>– column

Nails in hole number:  
1,2,3 /  
14,15,16,19,20,21



##### F<sub>1</sub> – purlin, F<sub>2</sub>/F<sub>3</sub>, F<sub>4</sub>/F<sub>5</sub>

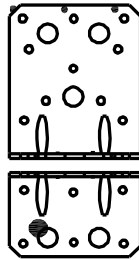
Nails in hole number:  
1,3,6,7,12,13 /  
14,15,16,19,20,21



#### Timber to Concrete

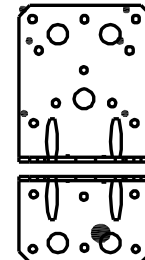
##### F<sub>1</sub>– column

Nails in hole number:  
1,2,3 /  
17 or 18



##### F<sub>1</sub> – purlin, F<sub>2</sub>/F<sub>3</sub>, F<sub>4</sub>/F<sub>5</sub>

Nails in hole number:  
1,3,6,7,12,13 /  
17 or 18



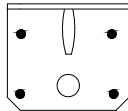
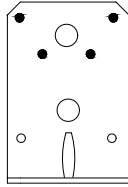
### Angle Bracket 8655

#### Timber to Timber

F<sub>1</sub>– column

Nails in hole number:

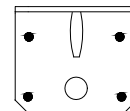
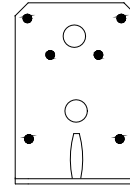
1,2,4,5 /  
9,10,12,13



F<sub>1</sub> – purlin, F<sub>2</sub>/F<sub>3</sub>, F<sub>4</sub>/F<sub>5</sub>

Nails in hole number:

1,2,4,5,7,8 /  
9,10,12,13

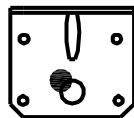
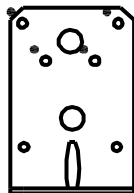


#### Timber to Concrete

F<sub>1</sub>– column

Nails in hole number:

1,2,4,5 /  
11



F<sub>1</sub> – purlin, F<sub>2</sub>/F<sub>3</sub>, F<sub>4</sub>/F<sub>5</sub>

Nails in hole number:

1,2,4,5,7,8 /  
11

